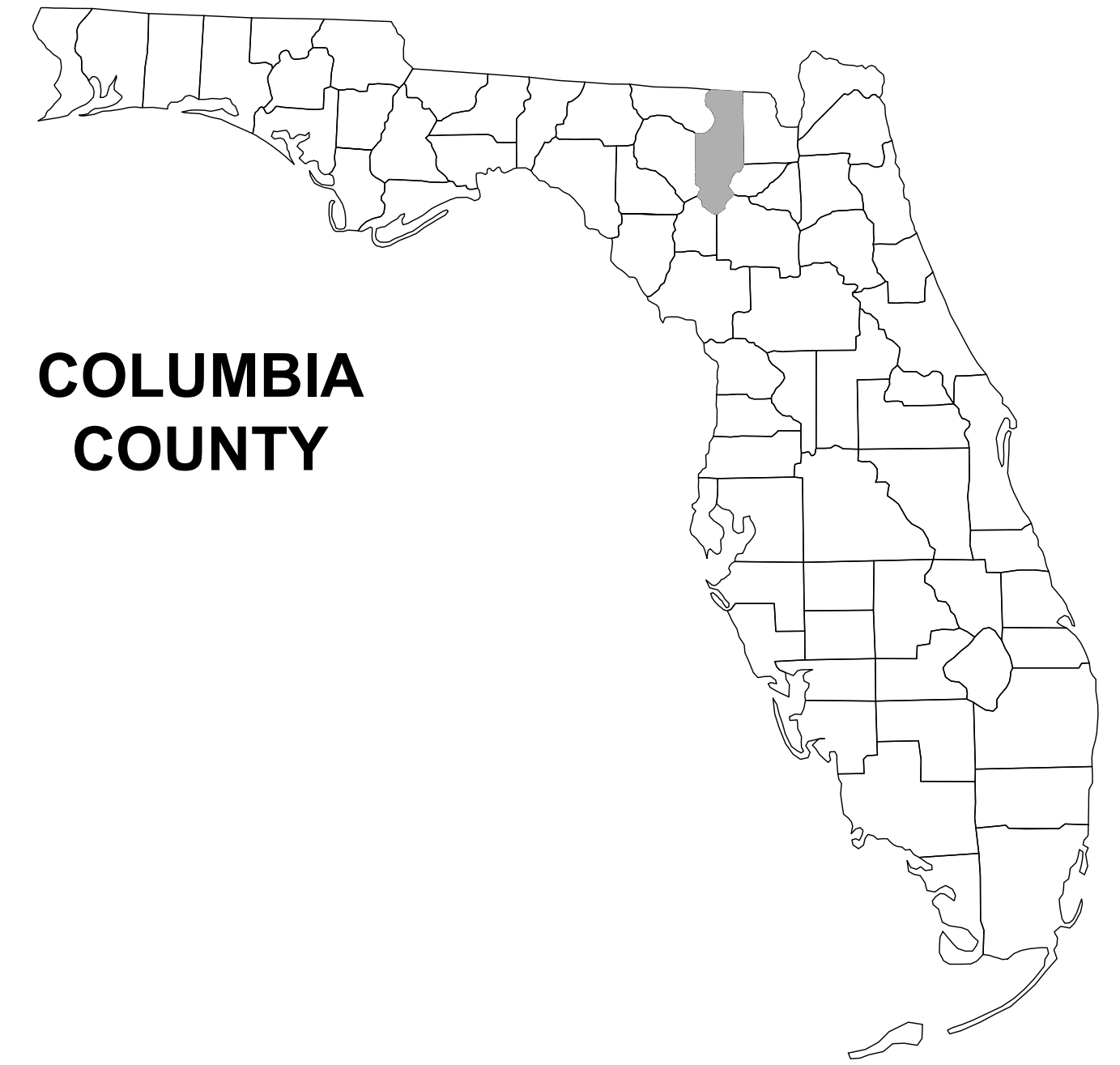


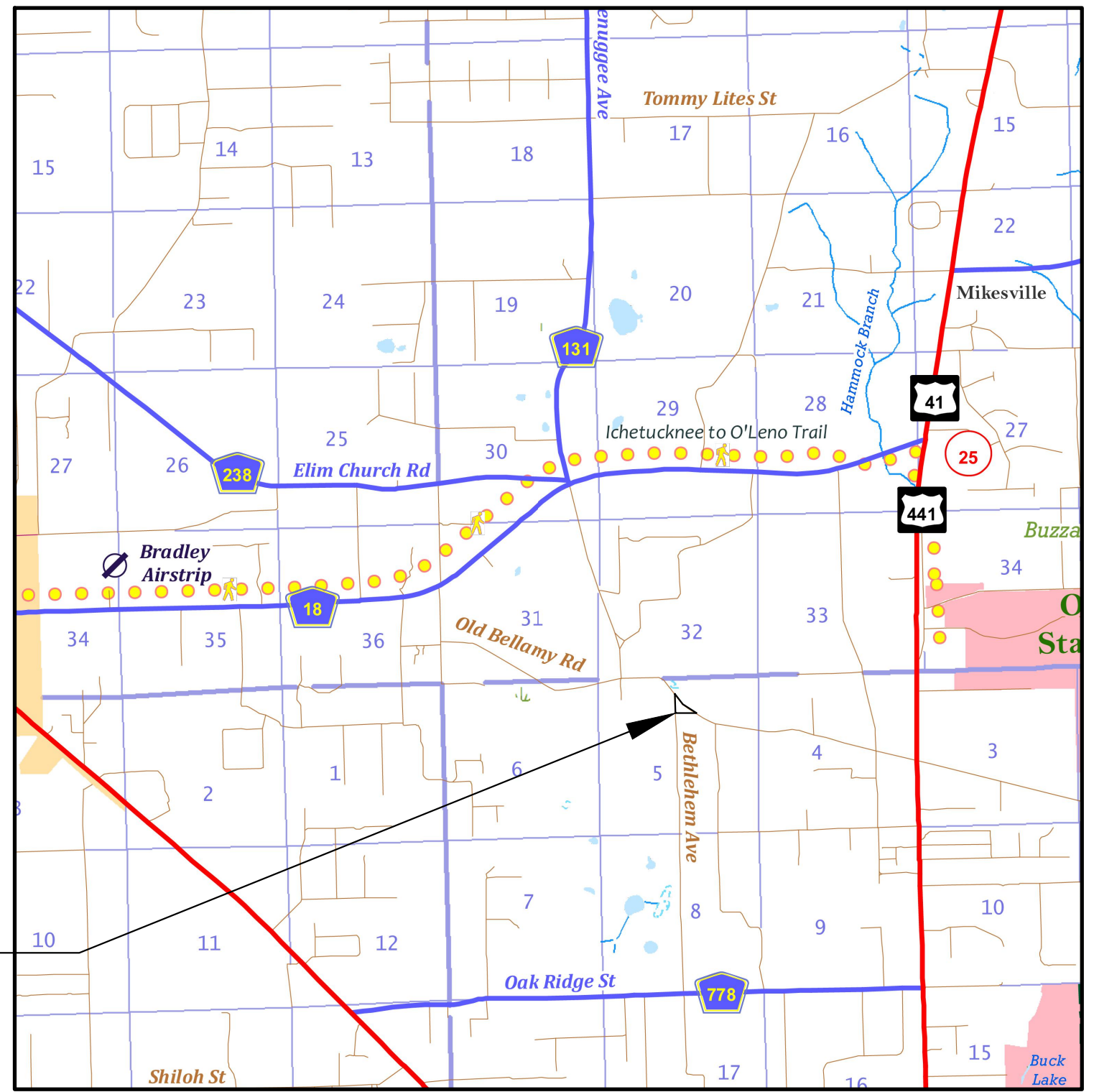
ADDENDUM NO 1
2023-R
Bethlehem Community Park Improvements

Site Plan Pages 11 through 49 Updated.

BETHLEHEM PARK COLUMBIA COUNTY, FLORIDA



COLUMBIA
COUNTY



PROJECT LOCATION

PLANS PREPARED FOR:

**COLUMBIA COUNTY BOCC
135 NE HERNANDO AVENUE, SUITE 203
LAKE CITY, FL 32055
386-758-1005**

CIVIL PLANS

- KEYSHEET C-1
- SIGNATURE SHEET C-2
- SITE DATA TABLE C-3
- GENERAL NOTES C-4
- EROSION NOTES C-5
- OVERALL SITE PLAN C-6
- SITE PLAN SOUTH C-7
- GRADING PLAN C-8
- SWMF C-9
- NORTH-SOUTH UTILITY PLAN C-10-C-11
- EROSION CONTROL PLAN C-12
- EROSION DETAILS C-13
- MISC. DETAILS C-14

BUILDING PLANS

- COVER SHEET G1
- ABBREVIATIONS & SYMBOLS G2
- FLOOR PLAN B1
- EXTERIOR ELEVATIONS B2-B3
- DOOR / WINDOW SCHEDULES B4
- FOUNDATION PLAN S1
- FOUNDATION DETAILS S2
- FOUNDATION NOTES S3-S4
- ROOF FRAMING PLAN S5
- BUILDING SECTION S6
- STRUCTURAL NOTES S7-S8
- MECHANICAL PLAN M1
- MECHANICAL NOTES M2
- SANITARY PLUMBING PLANS P1
- WATER SUPPLY PLANS P2
- SANITARY RISER DIAGRAM P3
- PLUMBING NOTES P4
- ELECTRICAL LIGHTING PLAN E1
- ELECTRICAL POWER PLAN E2
- LIFE SAFETY PLAN LS1

ATTACHMENTS

- SURVEY SU-1

REVISIONS	
DATE	DESCRIPTION



NORTH FLORIDA PROFESSIONAL SERVICES, INC.
 P.O. BOX 3823
 LAKE CITY, FL 32056
 PH. 386-752-4675
 LIC NO. LB8356


2551 BLAIRSTONE PINES DR.
 TALLAHASSEE, FL 32301
 WWW.NFPS.NET
 CA# 29011

JOB NUMBER:
L220810CCB
 EOR:
GREGORY G. BAILEY
 P.E. NO.:
43858

**COVER SHEET
BETHLEHEM PARK
COLUMBIA COUNTY, FLORIDA**

SHEET
NO.
C-1

THE OFFICIAL RECORD OF THIS SHEET IS THE ELECTRONIC FILE DIGITALLY SIGNED AND SEALED UNDER RULE 61G15-23.004, F.A.C.



THIS ITEM HAS BEEN DIGITALLY SIGNED AND SEALED BY ROBERT PHILLIP BISHOP JR. ON THE DATE ADJACENT TO THE SEAL.


PRINTED COPIES OF THIS DOCUMENT ARE NOT CONSIDERED SIGNED AND SEALED AND THE SIGNATURE MUST BE VERIFIED ON ANY ELECTRONIC COPIES.

NORTH FLORIDA PROFESSIONAL SERVICES INC.
 P.O. BOX 3823
 LAKE CITY, FL 32056
 CERTIFICATE OF AUTHORIZATION: 29011
 ROBERT PHILLIP BISHOP JR., P.E. NO. 38546

THE ABOVE NAMED PROFESSIONAL ENGINEER SHALL BE RESPONSIBLE FOR THE FOLLOWING SHEETS IN ACCORDANCE WITH RULE 61G15-23.004, F.A.C.

BUILDING PLANS

COVER SHEET	G1
ABBREVIATIONS & SYMBOLS	G2
FLOOR PLAN	B1
EXTERIOR ELEVATIONS	B2-B3
DOOR / WINDOW SCHEDULES	B4
FOUNDATION PLAN	S1
FOUNDATION DETAILS	S2
FOUNDATION NOTES	S3-S4
ROOF FRAMING PLAN	S5
BUILDING SECTION	S6
STRUCTURAL NOTES	S7-S8
MECHANICAL PLAN	M1
MECHANICAL NOTES	M2
SANITARY PLUMBING PLANS	P1
WATER SUPPLY PLANS	P2
SANITARY RISER DIAGRAM	P3
PLUMBING NOTES	P4
ELECTRICAL LIGHTING PLAN	E1
ELECTRICAL POWER PLAN	E2
LIFE SAFETY PLAN	LS1



THIS ITEM HAS BEEN DIGITALLY SIGNED AND SEALED BY GREGORY G. BAILEY ON THE DATE ADJACENT TO THE SEAL.

PRINTED COPIES OF THIS DOCUMENT ARE NOT CONSIDERED SIGNED AND SEALED AND THE SIGNATURE MUST BE VERIFIED ON ANY ELECTRONIC COPIES.

NORTH FLORIDA PROFESSIONAL SERVICES INC.
 P.O. BOX 3823
 LAKE CITY, FL 32056
 CERTIFICATE OF AUTHORIZATION: 29011
 GREGORY G. BAILEY, P.E. NO. 43858

THE ABOVE NAMED PROFESSIONAL ENGINEER SHALL BE RESPONSIBLE FOR THE FOLLOWING SHEETS IN ACCORDANCE WITH RULE 61G15-23.004, F.A.C.

CIVIL PLANS

KEYSHEET	C-1
SIGNATURE SHEET	C-2
SITE DATA TABLE	C-3
GENERAL NOTES	C-4
EROSION NOTES	C-5
OVERALL SITE PLAN	C-6
SITE PLAN SOUTH	C-7
GRADING PLAN	C-8
SWMF	C-9
NORTH-SOUTH UTILITY PLAN	C-10-C-11
EROSION CONTROL PLAN	C-12
EROSION DETAILS	C-13
MISC. DETAILS	C-14

REVISIONS	
DATE	DESCRIPTION



NORTH FLORIDA PROFESSIONAL SERVICES, INC.
 P.O. BOX 3823
 LAKE CITY, FL 32056
 PH. 386-752-4675
 LIC NO. LB8356
 2551 BLAIRSTONE PINES DR.
 TALLAHASSEE, FL 32301
 WWW.NFPS.NET
 CA# 29011

JOB NUMBER:
 L220810CCB
 EOR:
 GREGORY G. BAILEY
 P.E. NO.:
 43858

SIGNATURE SHEET
BETHLEHEM PARK
COLUMBIA COUNTY, FLORIDA

SHEET NO.
C-2


GENERAL NOTES

1. THE CONTRACTOR SHALL VERIFY ALL EXISTING CONDITIONS AND DIMENSIONS AT THE JOB SITE TO ENSURE THAT ALL NEW WORK WILL FIT IN THE MANNER INTENDED ON THE PLANS. SHOULD ANY CONDITIONS EXIST THAT ARE CONTRARY TO THOSE SHOWN ON THE PLANS, THE CONTRACTOR SHALL NOTIFY THE ENGINEER AND THE COLUMBIA COUNTY, FLORIDA (DEPARTMENT OF GROWTH MANAGEMENT) OF SUCH DIFFERENCES IMMEDIATELY AND PRIOR TO PROCEEDING WITH THE WORK.
2. THE CONTRACTOR SHALL MAINTAIN THE CONSTRUCTION SITE IN A SECURE MANNER. ALL OPEN TRENCHES AND EXCAVATED AREAS SHALL BE PROTECTED FROM ACCESS BY THE GENERAL PUBLIC.
3. BOUNDARY INFORMATION SHOWN, WAS OBTAINED FROM A BOUNDARY SURVEY PREPARED BY NORTH FLORIDA PROFESSIONAL SERVICES, FLORIDA CERTIFICATE NO. 7355.
4. THE VERTICAL DATUM SHOWN HEREON IS REFERENCED TO THE NORTH AMERICA VERTICAL DATUM OF 1988 (NAVD88). THE ELEVATIONS SHOWN WERE DERIVED FROM FLORIDA DEPARTMENT OF TRANSPORTATION CONTROL MONUMENTS:
 - 4.1. 2903006GPS6, WITH A PUBLISHED ELEVATION OF 80.08 FEET NAVD 88
 - 4.2. 2903006GPS5, WITH A PUBLISHED ELEVATION OF 80.24 FEET NAVD 88
5. ANY PUBLIC LAND CORNER WITHIN THE LIMITS OF CONSTRUCTION SHALL BE PROTECTED. IF A CORNER MONUMENT IS IN DANGER OF BEING DESTROYED AND HAS NOT BEEN PROPERLY REFERENCED, THE CONTRACTOR SHOULD NOTIFY THE ENGINEER.
6. THE SITE IS LOCATED IN SECTION 5, TOWNSHIP 7 SOUTH, RANGE 17 EAST, COLUMBIA COUNTY, FLORIDA.
7. THE CONTRACTOR SHALL IMPLEMENT ALL COMPONENTS OF THE EROSION AND SEDIMENTATION CONTROL PLAN PRIOR TO ANY EARTH DISTURBING ACTIVITIES. ALL COMPONENTS SHALL BE MAINTAINED BY THE CONTRACTOR UNTIL ALL VEGETATION IS ESTABLISHED, THE ENTIRE PROJECT AREA IS STABILIZED AND THE OWNER HAS ACCEPTED OPERATION AND MAINTENANCE.
8. ALL DISTURBED AREAS NOT SODDED SHALL BE SEEDED WITH A MIXTURE OF LONG-TERM VEGETATION AND QUICK GROWING SHORT-TERM VEGETATION FOR THE FOLLOWING CONDITIONS. FOR THE MONTHS FROM SEPTEMBER THROUGH MARCH, THE MIX SHALL CONSIST OF 70 POUNDS PER ACRE OF LONG-TERM SEED AND 20 POUNDS PER ACRE OF WINTER RYE. FOR THE MONTHS OF APRIL THROUGH AUGUST, THE MIX SHALL CONSIST OF 70 PER ACRE OF LONG-TERM SEED AND 20 POUNDS PER ACRE OF MILLET.
9. THE LOCATION OF THE UTILITIES SHOWN IN THE PLANS ARE APPROXIMATE ONLY. THE EXACT LOCATION SHALL BE DETERMINED BY THE CONTRACTOR DURING CONSTRUCTION. CONTRACTOR SHALL PROTECT ALL UTILITIES WITHIN THE PROJECT AREAS.
10. ALL UTILITY CONSTRUCTION SHALL MEET THE COLUMBIA COUNTY WATER AND WASTEWATER UTILITY STANDARDS, AVAILABLE ONLINE OR THROUGH THE PUBLIC WORKS.
11. THE CONTRACTOR SHALL STOCKPILE ALL EXCESS EARTH OFFSITE SITE AS DIRECTED BY THE ENGINEER.
12. ALL SITE CONSTRUCTION SHALL BE IN ACCORDANCE WITH COLUMBIA COUNTY LAND DEVELOPMENT REGULATIONS.
13. CONTRACTOR SHALL REVIEW AND BECOME FAMILIAR WITH ALL REQUIRED UTILITY CONNECTIONS PRIOR TO BIDDING. CONTRACTOR SHALL PROVIDE ALL WORK AND MATERIALS REQUIRED TO COMPLETE CONNECTION TO THE EXISTING UTILITIES. THIS INCLUDES BUT IS NOT LIMITED TO MANHOLE CORING, WET TAPS, PAVEMENT REPAIRS AND DIRECTIONAL BORING.
14. CONTRACTOR SHALL COORDINATE ALL WORK WITH OTHER CONTRACTORS WITHIN PROJECT AREA.
15. CONTRACTOR SHALL PROVIDE ACTUAL INVERT ELEVATIONS ON ALL DRAINAGE STRUCTURES, INCLUDING CULVERTS, PRIOR TO PLACING ANY BASE MATERIAL. DEVIATIONS FROM THE PLANS SHALL BE APPROVED BY THE ENGINEER BEFORE CONTINUING WORK.
16. THIS PROJECT IS TO BE CONSTRUCTED IN ACCORDANCE WITH THE AWWA

SPECIFICATIONS, AND COLUMBIA COUNTY DEVELOPMENT STANDARDS UNLESS OTHERWISE NOTED.


17. IF UNSUITABLE MATERIAL IS ENCOUNTERED DURING GRADING, CONTRACTOR SHALL REMOVE UNSUITABLE MATERIAL TO A DEPTH OF 24" BELOW FINISHED GRADE WITHIN THE CONSTRUCTION LIMITS.
18. THE CONTRACTOR SHALL NOTIFY THE COUNTY AT LEAST 48 HOURS PRIOR TO BEGINNING OF CONSTRUCTION.
19. NO WORK SHALL BE PERFORMED ON SATURDAY, SUNDAY, OR ANY DESIGNATED COUNTY HOLIDAY WITHOUT WRITTEN NOTIFICATION TO THE COUNTY AND COUNTY ENGINEER.
20. CONTRACTOR SHALL PROVIDE AN AS-BUILT SURVEY MEETING THE REQUIREMENTS OF CHAPTER 61G17 F.A.C. INCLUDE HORIZONTAL AND VERTICAL DIMENSIONAL DATA SO THAT IMPROVEMENTS ARE LOCATED AND DELINEATED RELATIVE TO THE BOUNDARY. PROVIDE SUFFICIENT DETAILED DATA TO DETERMINE WHETHER THE IMPROVEMENTS WERE CONSTRUCTED IN ACCORDANCE WITH THE PLANS. A COPY OF THE AS-BUILT SURVEY (IN PAPER AND DIGITAL AUTOCAD FORMAT) MUST BE SUBMITTED TO COLUMBIA COUNTY, FLORIDA (BUILDING AND ZONING) AND THE COUNTY ENGINEER.
21. THE CONTRACTOR SHALL SUBMIT A NATIONAL POLLUTANT DISCHARGE ELIMINATION SYSTEM NOTICE OF INTENT ALONG WITH SUPPORTING DOCUMENTATION TO THE FLORIDA DEPARTMENT OF ENVIRONMENTAL PROTECTION AT LEAST 48 HOURS PRIOR TO BEGINNING OF CONSTRUCTION. THE CONTRACTOR SHALL BE RESPONSIBLE FOR ALL PERMIT FEES.
22. ALL CONCRETE SLABS ABUTTING EXTERIOR WALLS SHALL BE SOIL TREATED FOR TERMITES.

THE OFFICIAL RECORD OF THIS SHEET IS THE ELECTRONIC FILE DIGITALLY SIGNED AND SEALED UNDER RULE 61G15-23.004, F.A.C.

REVISIONS		 NORTH FLORIDA PROFESSIONAL SERVICES, INC. P.O. BOX 3823 LAKE CITY, FL 32056 PH. 386-752-4675 LIC NO. LB8356	2551 BLAIRSTONE PINES DR. TALLAHASSEE, FL 32301 WWW.NFPS.NET CA# 29011	JOB NUMBER: L220810CCB EOR: GREGORY G. BAILEY P.E. NO.: 43858	GENERAL NOTES BETHLEHEM PARK COLUMBIA COUNTY, FLORIDA	SHEET NO.
DATE	DESCRIPTION					C-3

SITE DATA TABLE				
BETHLEHAM PARK				
PARCEL ID NUMBER	05-7S-17-09899-000			
ZONING	PARK			
FUTURE LAND USE	COMMERCIAL			
CITY COUNCIL DISTRICT	FORT WHITE			
PHYSICAL ADDRESS	157 SW BETHLEHEM AVE., FORT WHITE, FL 32038			
PROJECT PROPERTY BOUNDARY		SQ. FT.	ACRES	% OF SITE
	TOTAL PROPERTY BOUNDARY AREA	65,427	1.50	100.00%
PROJECT AREA / LIMITS OF CONSTRUCTION (LOC)		65,427	1.50	100.00%
BOTH ON-SITE & OFF-SITE		65,427	1.50	100.00%
EXISTING IMPERVIOUS AREA ON-SITE				
	EXISTING ASPHALT PAVEMENT (LIMEROCK DRIVE)	0	0.00	0.00%
	EXISTING CONCRETE	0	0.00	0.00%
	EXISTING BUILDING	0	0.00	0.00%
	EXISTING STORMWATER MANAGEMENT FACILITY	0	0.00	0.00%
	TOTAL EXISTING IMPERVIOUS AREA ON-SITE	0	0.00	0.00%
PROPOSED IMPERVIOUS AREA ON-SITE				
	EXISTING ASPHALT PAVEMENT TO REMAIN (ROAD & PARKING LOT)	0	0.00	0.00%
	EXISTING CONCRETE TO REMAIN	0	0.00	0.00%
	EXISTING BUILDING TO REMAIN	0	0.00	0.00%
	EXISTING STORMWATER MANAGEMENT FACILITY TO REMAIN	0	0.00	0.00%
	PROPOSED ASPHALT PAVEMENT	-	0.00	0.00%
	PROPOSED CONCRETE	662	0.02	1.01%
	PROPOSED BUILDING	3,200	0.07	4.89%
	PROPOSED STORMWATER MANAGEMENT FACILITY	3,466	0.08	5.30%
	TOTAL PROPOSED IMPERVIOUS AREA ON-SITE (INCLUDING STORMWATER) MANAGEMENT FACILITY)	7,327	0.17	11.20%
	TOTAL PROPOSED PERVIOUS AREA ON-SITE	58,100	1.33	88.80%
REQUIRED PARKING LANDSCAPE AREA ON-SITE		-	0.00	0.00%
REQUIRED TREES		-	0.00	0.00%
PROPOSED TREES		-	0.00	0.00%
PROPOSED INTERIOR LANDSCAPE AREA ON SITE		-	0.00	0.00%
PROPOSED PARKING LANDSCAPE AREA ON SITE		-	0.00	0.00%
REQUIRED PARKING		0		
FLOOR AREA RATIO		0.017		
BUILDING COVERAGE		1.70%		
INTERIOR LANDSCAPING FOR PAVED AREAS (OTHER THAN PARKING)				
PROVIDED PARKING		1 ADA SPACE		

REVISIONS	
DATE	DESCRIPTION



NORTH FLORIDA PROFESSIONAL SERVICES, INC.
P.O. BOX 3823
LAKE CITY, FL 32056
PH. 386-752-4675
LIC NO. LB8356

2551 BLAIRSTONE PINES DR.
TALLAHASSEE, FL 32301
WWW.NFPS.NET
CA# 29011

JOB NUMBER:
L220810CCB
EOR:
GREGORY G. BAILEY
P.E. NO.:
43858


SITE DATA TABLE
BETHLEHAM PARK
COLUMBIA COUNTY, FLORIDA

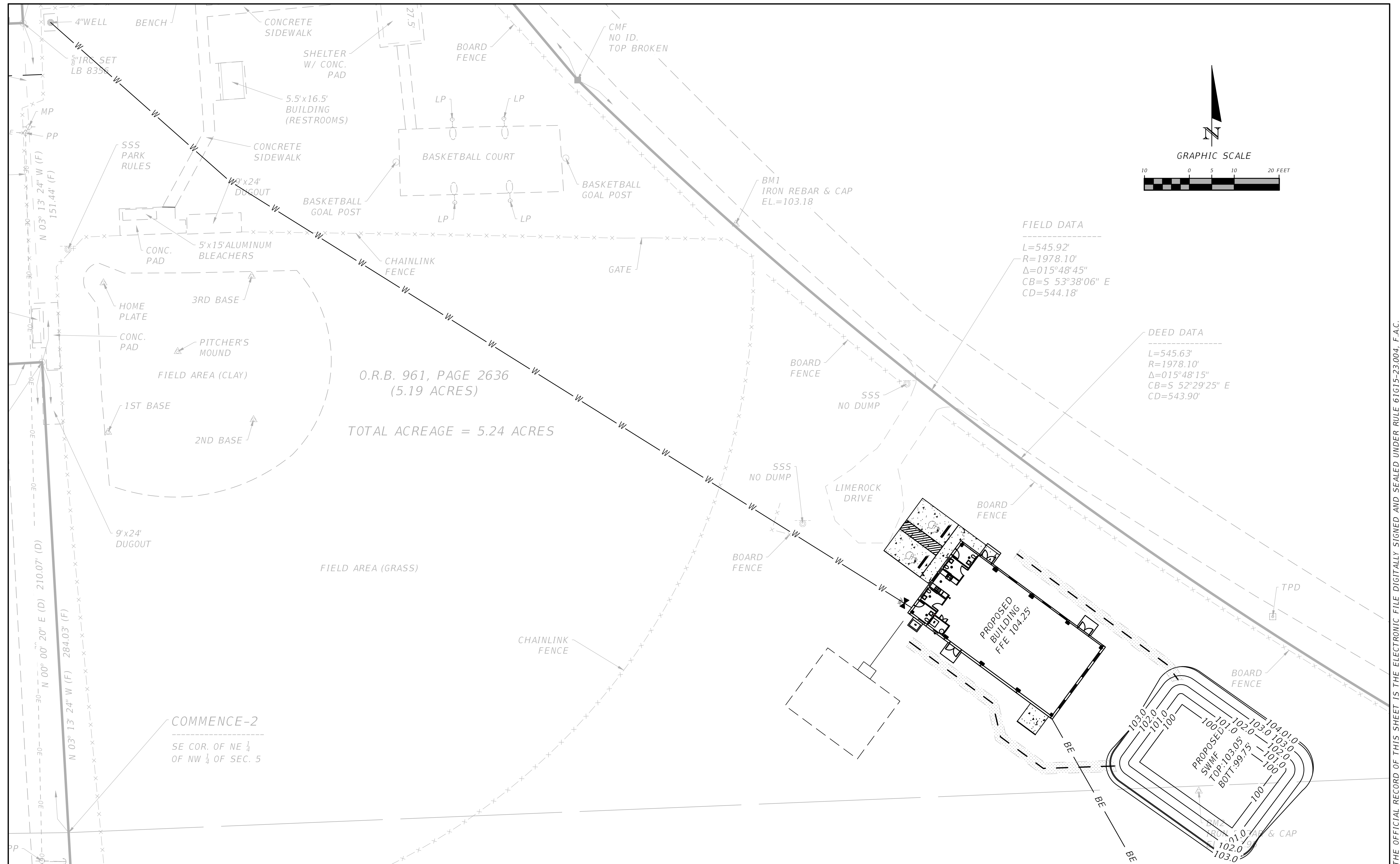
SHEET NO.
C-4

EROSION CONTROL NOTES

1. THIS EROSION AND SEDIMENTATION CONTROL PLAN COMPLIES WITH THE REQUIREMENTS OF THE "FLORIDA DEVELOPMENT MANUAL" AND THE "FLORIDA EROSION AND SEDIMENT CONTROL INSPECTOR'S MANUAL".
2. THE CONTRACTOR SHALL ADHERE TO COLUMBIA COUNTY AND OTHER GOVERNING AUTHORITIES FOR EROSION AND SEDIMENT CONTROL REGULATIONS. IF THE CONTRACTOR NEEDS TO CHANGE THIS PLAN TO MORE EFFECTIVELY CONTROL EROSION AND SEDIMENTATION, THE CONTRACTOR SHALL USE BMP'S FROM THE "FLORIDA EROSION AND SEDIMENT CONTROL INSPECTOR'S MANUAL".
3. THE CONTRACTOR SHALL ADJUST AND REVISE THIS PLAN TO MEET ACTUAL FIELD CONDITIONS. ANY REVISIONS SHALL BE APPROVED BY THE REVIEWING AGENCIES.
4. SEDIMENT AND EROSION CONTROL FACILITIES, STORM DRAINAGE FACILITIES AND DETENTION BASINS SHALL BE INSTALLED PRIOR TO ANY OTHER CONSTRUCTION.
5. EROSION CONTROL MEASURES SHALL BE INSPECTED WEEKLY AND AFTER EACH RAINFALL OF 0.5 INCHES OR GREATER, AND REPAIRED OR REPLACED AS NECESSARY.
6. SEDIMENT AND EROSION CONTROL MEASURES SHALL NOT BE REMOVED UNTIL ALL CONSTRUCTION IS COMPLETE AND UNTIL A PERMANENT GROUND COVER HAS BEEN ESTABLISHED.
7. ALL OPEN DRAINAGE SWALES SHALL BE GRASSED AND RIPRAP SHALL BE PLACED AS REQUIRED TO CONTROL EROSION.
8. SILT FENCES SHALL BE LOCATED ON SITE TO PREVENT SEDIMENT AND EROSION FROM LEAVING PROJECT LIMITS.
9. CONTRACTOR SHALL PLACE A DOUBLE ROW OF SILT FENCE IN AREAS WHERE RUNOFF FROM DISTURBED AREAS MAY ENTER WETLANDS.
10. DURING CONSTRUCTION AND AFTER CONSTRUCTION IS COMPLETE, ALL STRUCTURES SHALL BE CLEANED OF ALL DEBRIS AND EXCESS SEDIMENT.
11. ALL GRADED AREAS SHALL BE STABILIZED IMMEDIATELY WITH A TEMPORARY FAST-GROWING COVER AND/OR MULCH.
12. A PAD OF RUBBLE RIP RAP SHALL BE PLACED AT THE BOTTOM OF ALL COLLECTION FLUMES AND COLLECTION PIPE OUTLETS. GRANITE OR LIMESTONE RIPRAP IS REQUIRED, NO BROKEN CONCRETE WILL BE ACCEPTED.
13. ALL SIDE SLOPES STEEPER THAN 3:1 SHALL BE ADEQUATELY PROTECTED FROM EROSION THROUGH THE USE OF SYNTHETIC BALES OR SODDING.
14. ALL STABILIZATION PRACTICES SHALL BE INITIATED AS SOON AS PRACTICABLE IN AREAS OF THE JOB WHERE CONSTRUCTION ACTIVITIES HAVE TEMPORARILY OR PERMANENTLY STOPPED, BUT IN NO CASE SHALL THE DISTURBED AREA BE LEFT UNPROTECTED FOR MORE THAN SEVEN DAYS.
15. ALL WASTE GENERATED ON THE PROJECT SHALL BE DISPOSED OF BY THE CONTRACTOR IN AREAS PROVIDED BY CONTRACTOR.
16. LOADED HAUL TRUCKS SHALL BE COVERED WITH TARPS.
17. EXCESS DIRT SHALL BE REMOVED DAILY.
18. THIS PROJECT SHALL COMPLY WITH ALL WATER QUALITY STANDARDS.
19. QUALIFIED PERSONNEL SHALL INSPECT THE AREA USED FOR STORAGE OF STOCKPILES, THE SILT FENCE AND STRAW BALES, THE LOCATION WHERE VEHICLES ENTER OR EXIT THE SITE, AND THE DISTURBED AREAS THAT HAVE NOT BEEN FINALLY STABILIZED, AT LEAST ONCE EVERY SEVEN CALENDAR DAYS AND WITHIN 24 HOURS OF THE END OF A STORM OF 0.5 INCHES OR GREATER.
20. SITES THAT HAVE BEEN FINALLY STABILIZED WITH SOD OR GRASSING SHALL BE INSPECTED AT LEAST ONCE EVERY WEEK.

THE OFFICIAL RECORD OF THIS SHEET IS THE ELECTRONIC FILE DIGITALLY SIGNED AND SEALED UNDER RULE 61G15-23.004, F.A.C.

REVISIONS		 NORTH FLORIDA PROFESSIONAL SERVICES, INC. P.O. BOX 3823 LAKE CITY, FL 32056 PH. 386-752-4675 LIC NO. LB8356	2551 BLAIRSTONE PINES DR. TALLAHASSEE, FL 32301 WWW.NFPS.NET CA# 29011	JOB NUMBER: L220810CCB EOR: GREGORY G. BAILEY P.E. NO.: 43858	EROSION NOTES BETHLEHEM PARK COLUMBIA COUNTY, FLORIDA	SHEET NO.
DATE	DESCRIPTION					C-5



REVISIONS	
DATE	DESCRIPTION



NORTH FLORIDA PROFESSIONAL SERVICES, INC.
 P.O. BOX 3823
 LAKE CITY, FL 32056
 PH. 386-752-4675
 LIC NO. LB8356

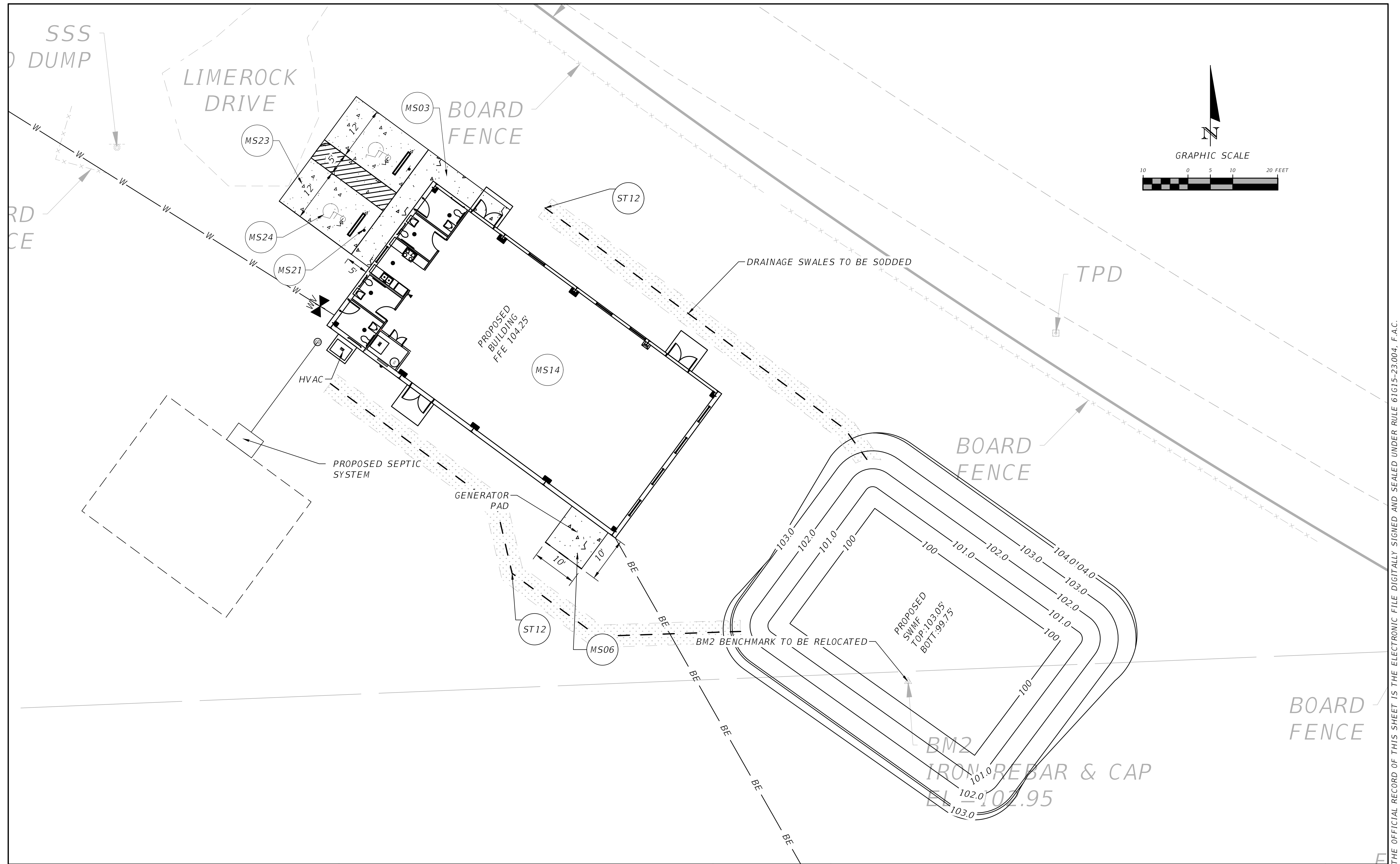
2551 BLAIRSTONE PINES DR.
 TALLAHASSEE, FL 32301
 WWW.NFPS.NET
 CA# 29011

JOB NUMBER:
L220810CCB
EOR:
GREGORY G. BAILEY
P.E. NO.:
43858

OVERALL SITE PLAN
BETHLEHEM PARK
COLUMBIA COUNTY, FLORIDA

SHEET NO.
C-6

THE OFFICIAL RECORD OF THIS SHEET IS THE ELECTRONIC FILE DIGITALLY SIGNED AND SEALED UNDER RULE 61G15-23.004, F.A.C.



THE OFFICIAL RECORD OF THIS SHEET IS THE ELECTRONIC FILE DIGITALLY SIGNED AND SEALED UNDER RULE 61G15-23.004, F.A.C.

REVISIONS	
DATE	DESCRIPTION

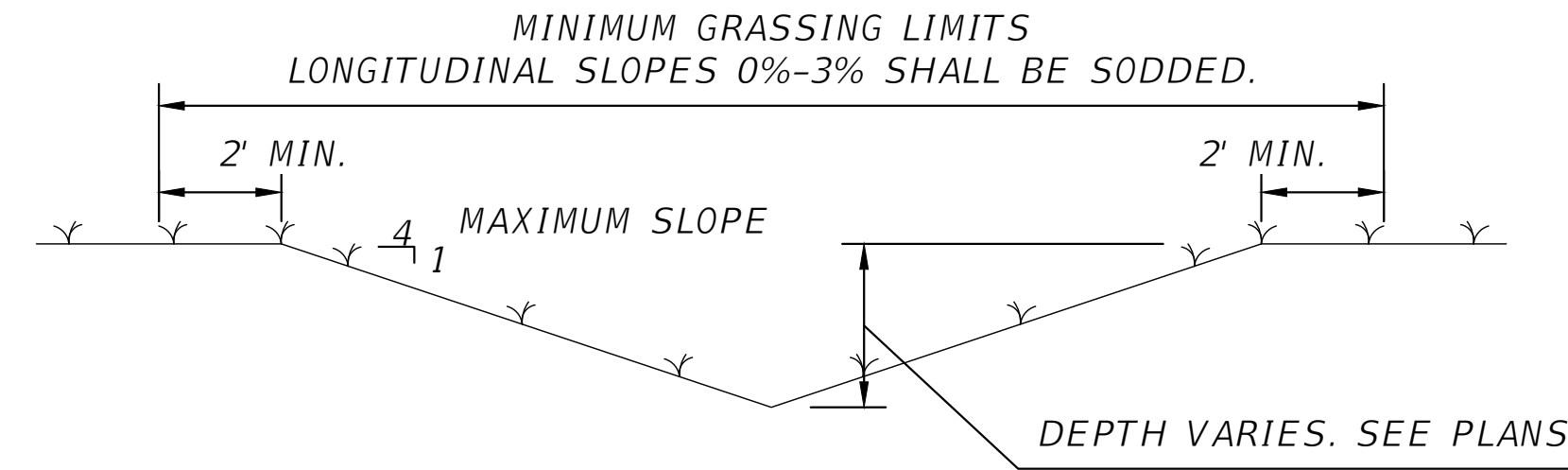
NORTH FLORIDA PROFESSIONAL SERVICES, INC.
 P.O. BOX 3823
 LAKE CITY, FL 32056
 PH. 386-752-4675
 LIC NO. LB8356

2551 BLAIRSTONE PINES DR.
 TALLAHASSEE, FL 32301
 WWW.NFPS.NET
 CA# 29011

JOB NUMBER:
L220810CCB
 EOR:
GREGORY G. BAILEY
 P.E. NO.:
43858

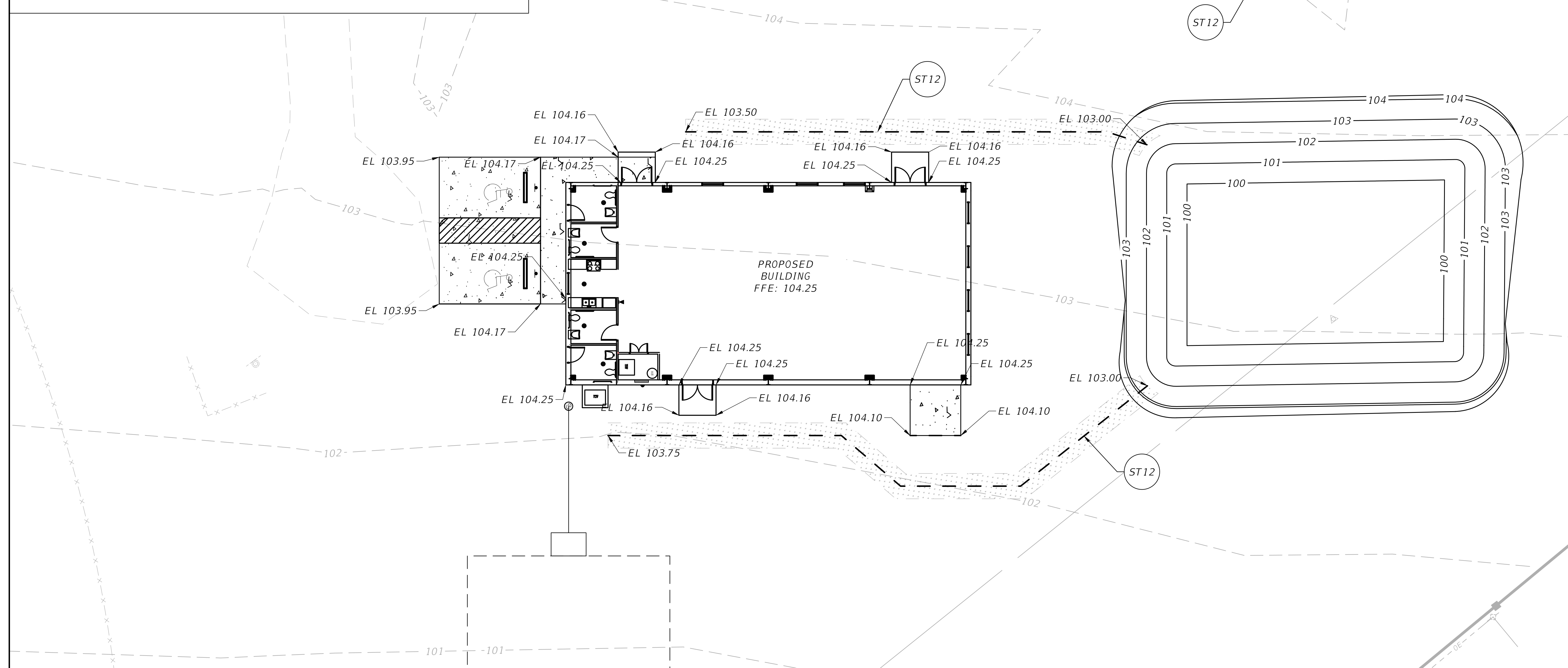
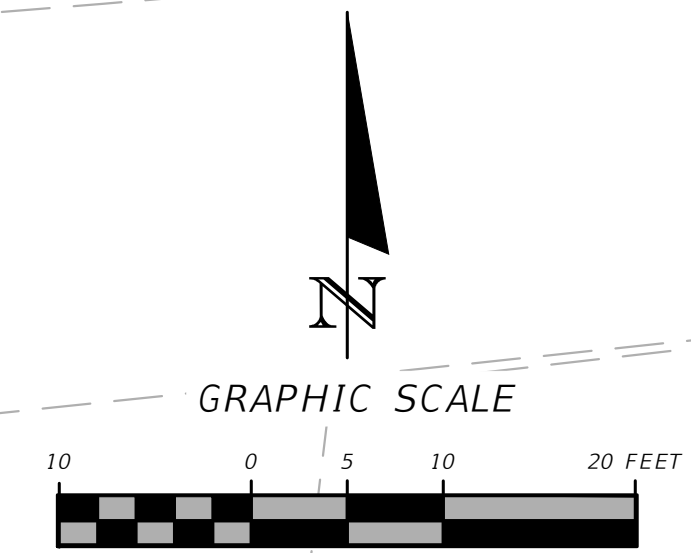
SITE PLAN SOUTH
BETHLEHEM PARK
COLUMBIA COUNTY, FLORIDA

SHEET NO.
C-7



TYPE "A" GRASSED SWALE

ST12 GRASSED SWALE DETAIL
SCALE: N.T.S



REVISIONS	
DATE	DESCRIPTION

NORTH FLORIDA PROFESSIONAL SERVICES, INC.
 P.O. BOX 3823
 LAKE CITY, FL 32056
 PH. 386-752-4675
 LIC NO. LB8356

2551 BLAIRSTONE PINES DR.
 TALLAHASSEE, FL 32301
 WWW.NFPS.NET
 CA# 29011

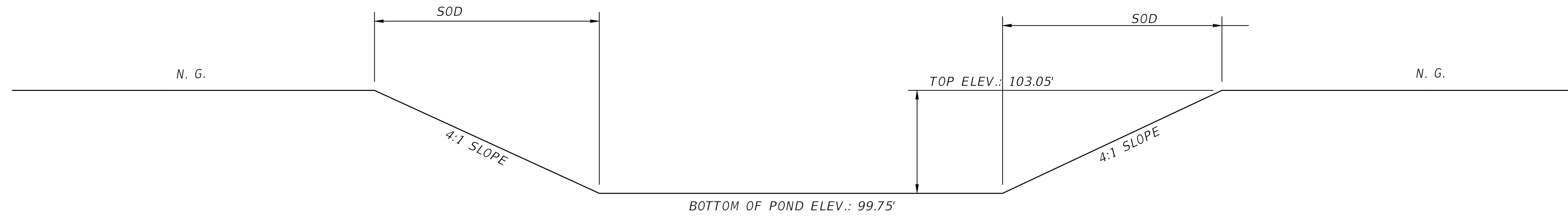
JOB NUMBER:
L220810CCB
 EOR:
GREGORY G. BAILEY
 P.E. NO.:
43858

GRADING PLAN
BETHLEHEM PARK
COLUMBIA COUNTY, FLORIDA

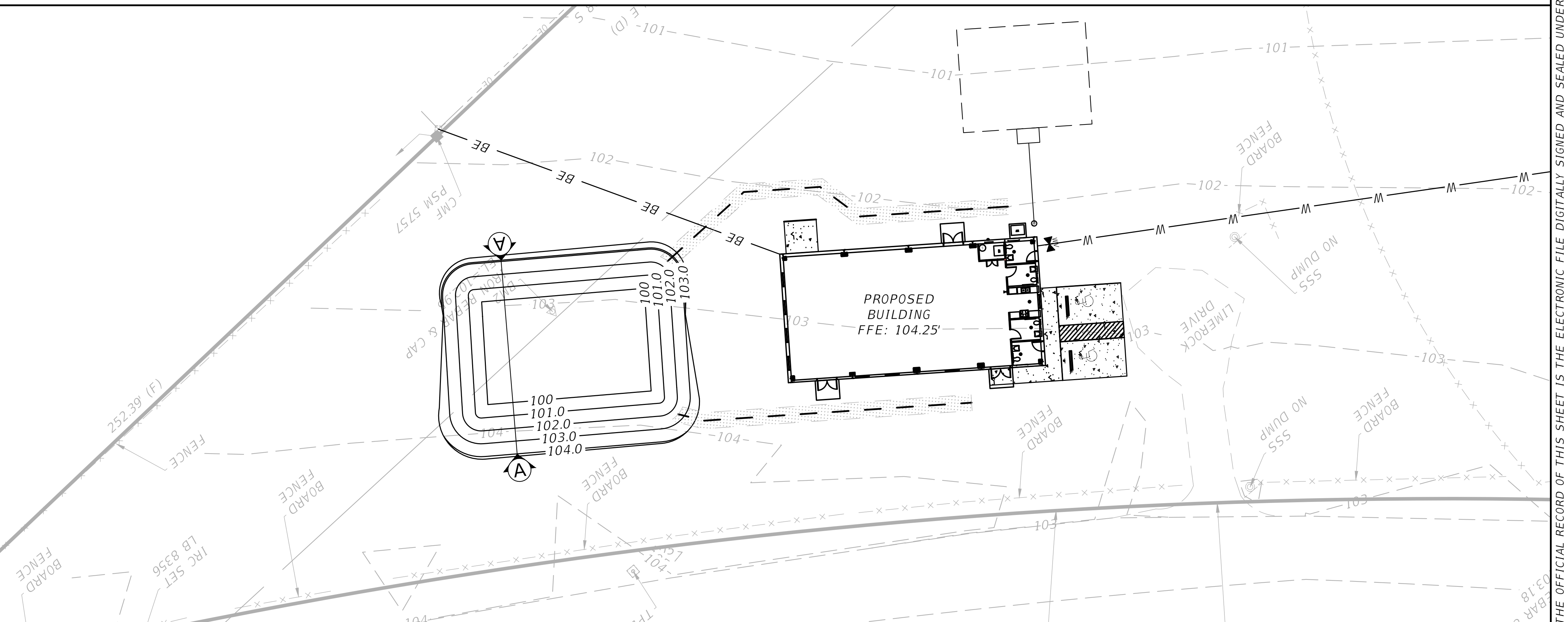
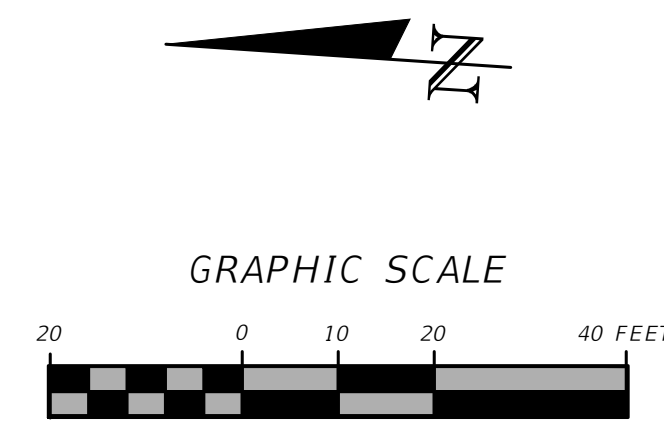
SHEET NO.
C-8

THE OFFICIAL RECORD OF THIS SHEET IS THE ELECTRONIC FILE DIGITALLY SIGNED AND SEALED UNDER RULE 61G15-23.004, F.A.C.

**CRITICAL EVENT: 24HR 100YR
MAX STAGE: 102.05'**



SECTION A-A SWMF DETAIL



REVISIONS	
DATE	DESCRIPTION



NORTH FLORIDA PROFESSIONAL SERVICES, INC.
 P.O. BOX 3823
 LAKE CITY, FL 32056
 PH. 386-752-4675
 LIC NO. LB8356

2551 BLAIRSTONE PINES DR.
 TALLAHASSEE, FL 32301
 WWW.NFPS.NET
 CA# 29011

JOB NUMBER:
L220810CCB
EOR:
GREGORY G. BAILEY
P.E. NO.:
43858

SWMF
BETHLEHEM PARK
COLUMBIA COUNTY, FLORIDA

SHEET NO.
C-9

THE OFFICIAL RECORD OF THIS SHEET IS THE ELECTRONIC FILE DIGITALLY SIGNED AND SEALED UNDER RULE 61G15-23.004, F.A.C.



REVISIONS	
DATE	DESCRIPTION



NORTH FLORIDA PROFESSIONAL SERVICES, INC.
 P.O. BOX 3823
 LAKE CITY, FL 32056
 PH. 386-752-4675
 LIC NO. LB8356

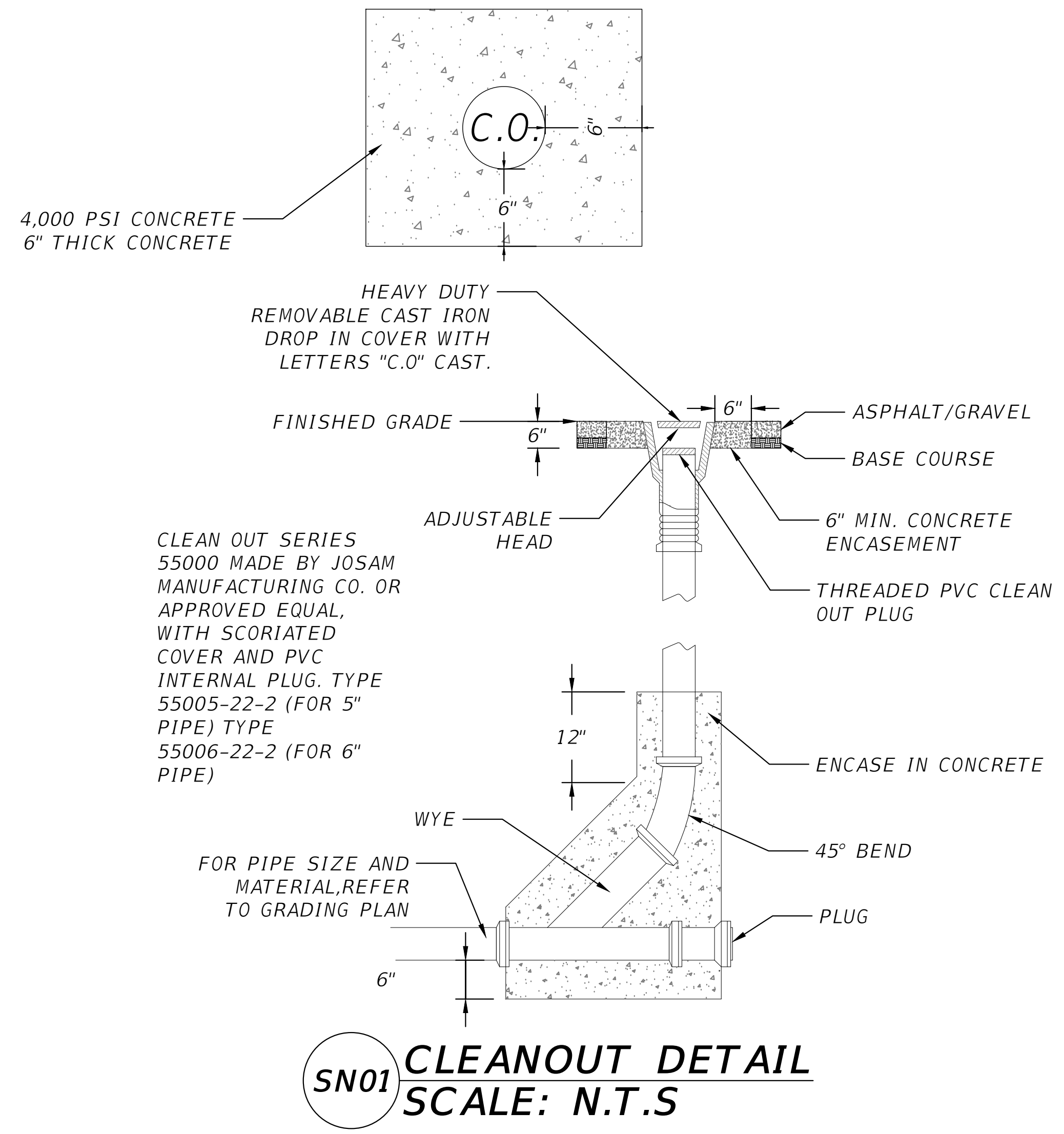
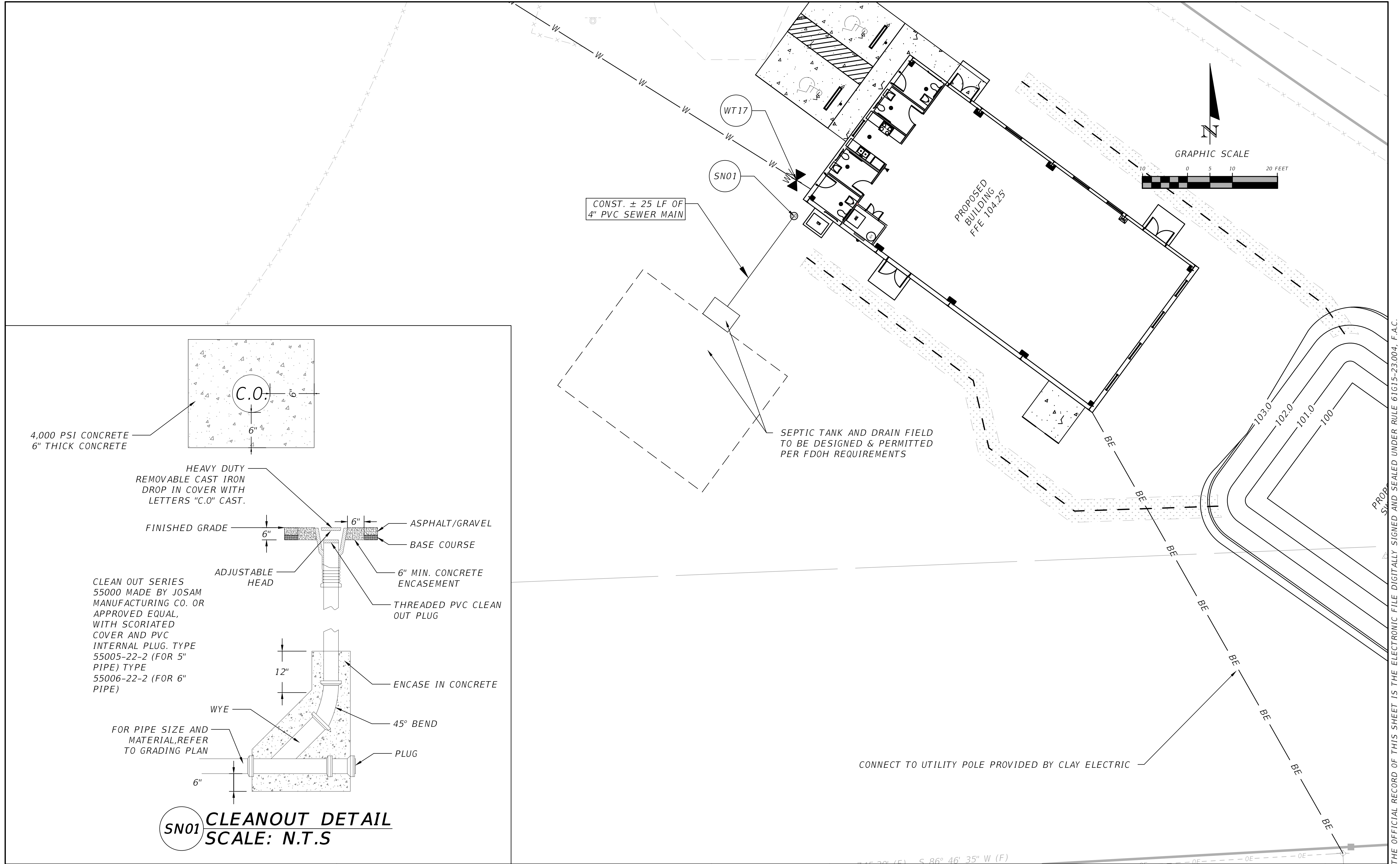
2551 BLAIRSTONE PINES DR.
 TALLAHASSEE, FL 32301
 WWW.NFPS.NET
 CA# 29011

JOB NUMBER:
 L220810CCB
 EOR:
 GREGORY G. BAILEY
 P.E. NO.:
 43858

NORTH UTILITY PLAN
BETHLEHEM PARK
COLUMBIA COUNTY, FLORIDA

SHEET NO.
C-10

THE OFFICIAL RECORD OF THIS SHEET IS THE ELECTRONIC FILE DIGITALLY SIGNED AND SEALED UNDER RULE 61G15-23.004, F.A.C.



REVISIONS	
DATE	DESCRIPTION

NORTH FLORIDA PROFESSIONAL SERVICES, INC.
 P.O. BOX 3823
 LAKE CITY, FL 32056
 PH. 386-752-4675
 LIC NO. LB8356

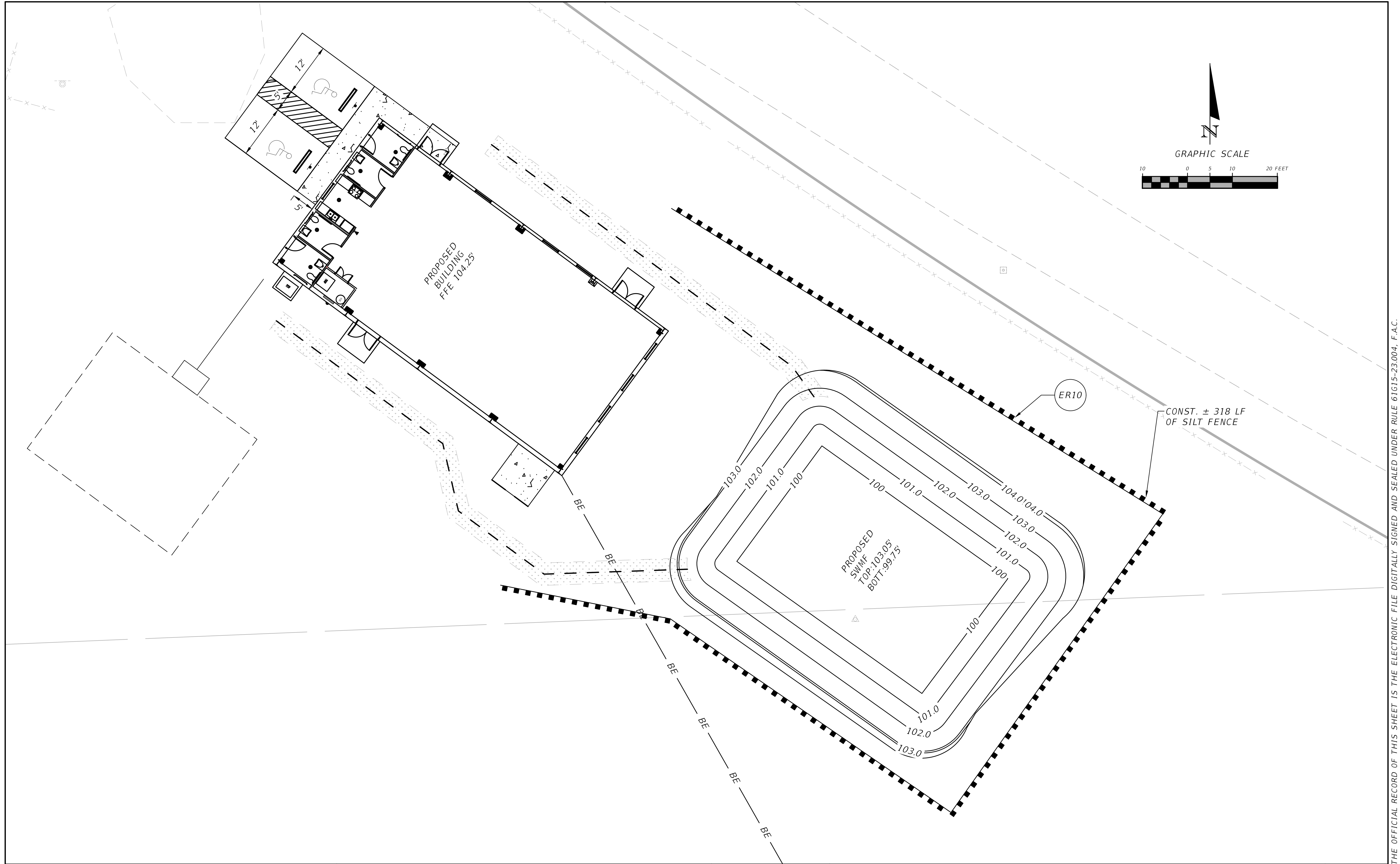
2551 BLAIRSTONE PINES DR.
 TALLAHASSEE, FL 32301
 WWW.NFPS.NET
 CA# 29011

JOB NUMBER:
L220810CCB
 EOR:
GREGORY G. BAILEY
 P.E. NO.:
43858

SOUTH UTILITY PLAN
BETHLEHEM PARK
COLUMBIA COUNTY, FLORIDA

SHEET NO.
C-11

THE OFFICIAL RECORD OF THIS SHEET IS THE ELECTRONIC FILE DIGITALLY SIGNED AND SEALED UNDER RULE 61G15-23.004, F.A.C.



THE OFFICIAL RECORD OF THIS SHEET IS THE ELECTRONIC FILE DIGITALLY SIGNED AND SEALED UNDER RULE 61G15-23.004, F.A.C.

REVISIONS	
DATE	DESCRIPTION



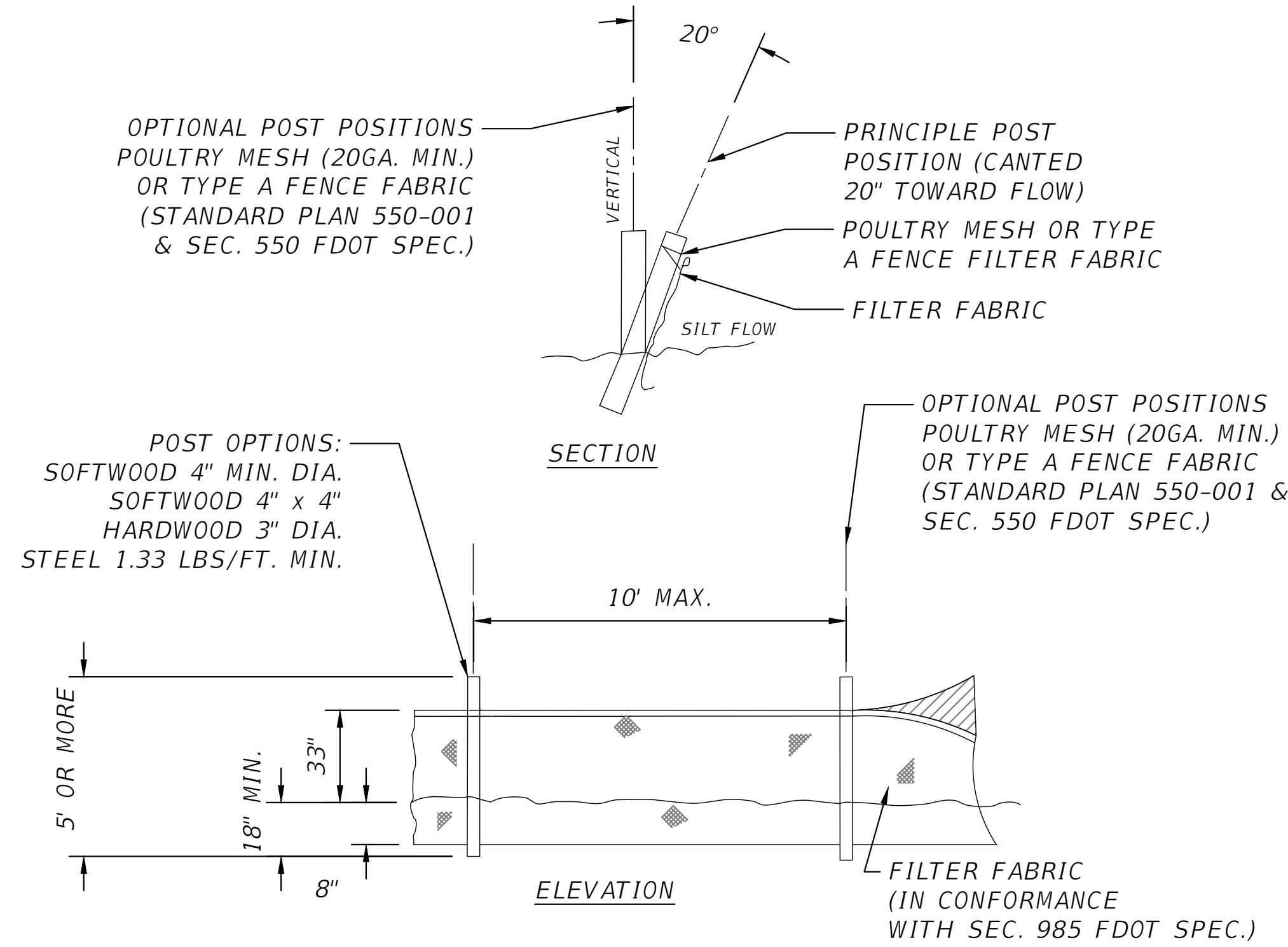
NORTH FLORIDA PROFESSIONAL SERVICES, INC.
 P.O. BOX 3823
 LAKE CITY, FL 32056
 PH. 386-752-4675
 LIC NO. LB8356

2551 BLAIRSTONE PINES DR.
 TALLAHASSEE, FL 32301
 WWW.NFPS.NET
 CA# 29011

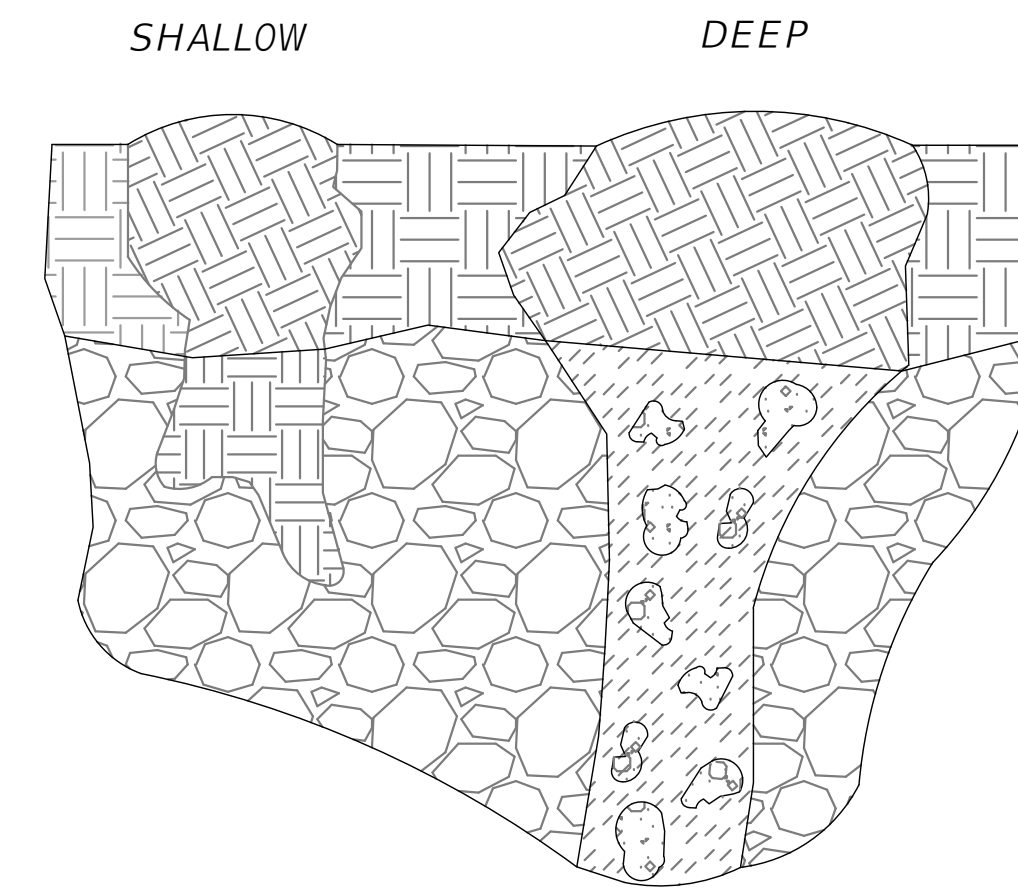
JOB NUMBER:
 L220810CCB
 EOR:
 GREGORY G. BAILEY
 P.E. NO.:
 43858

EROSION CONTROL PLAN
BETHLEHEM PARK
COLUMBIA COUNTY, FLORIDA

SHEET NO.
C-12



ER10 TYPE IV SILT FENCE
SCALE: N.T.S.



NOTES:
THE FOLLOWING SHALL BE PERFORMED IN THE EVENT ANY KARST FEATURES FORM DURING CONSTRUCTION - E.G. SOLUTION CAVITIES, CHIMNEYS, SINKHOLES.

1. NOTIFY THE WATER MANAGEMENT DISTRICT AND THE APPLICABLE MUNICIPAL OR COUNTY PUBLIC WORKS IMMEDIATELY WHEN THE FEATURES ARE ENCOUNTERED. THE METHOD OF REPAIR SHALL BE SUBMITTED FOR REVIEW, COMMENT, AND APPROVAL PRIOR TO ATTEMPTING ANY REPAIR.
2. SHALLOW KARST FEATURES ARE TYPICALLY LESS THAN 5' DEEP AND ONLY HAVE SMALL VOIDS IN THE LIMESTONE. THE FEATURE CAN BE REPAIRED BY BACKFILLING WITH A LOWER PERMEABILITY MATERIAL SUCH AS CLAYEY-SAND OR CLAY. COMPACT THE BACKFILL AND CREATE A SMALL MOUND SLIGHTLY ABOVE GRADE TO ACCOUNT FOR SETTLING.
3. DEEP KARST FEATURES SHALL BE REPAIRED MORE PERMANENTLY. EXCAVATE THE FEATURE TO THE LIMESTONE BEDROCK. PLUG VOIDS IN THE BEDROCK WITH CLEAN GROUT. BACKFILL OVER THE PLUG WITH A LOWER-PERMEABILITY MATERIAL SUCH AS CLAYEY-SAND OR CLAY. COMPACT THE BACKFILL TO GRADE.

ER23 KARST FEATURE REPAIR DETAIL
SCALE: N.T.S.

THE OFFICIAL RECORD OF THIS SHEET IS THE ELECTRONIC FILE DIGITALLY SIGNED AND SEALED UNDER RULE 61G15-23.004, F.A.C.

REVISIONS	
DATE	DESCRIPTION

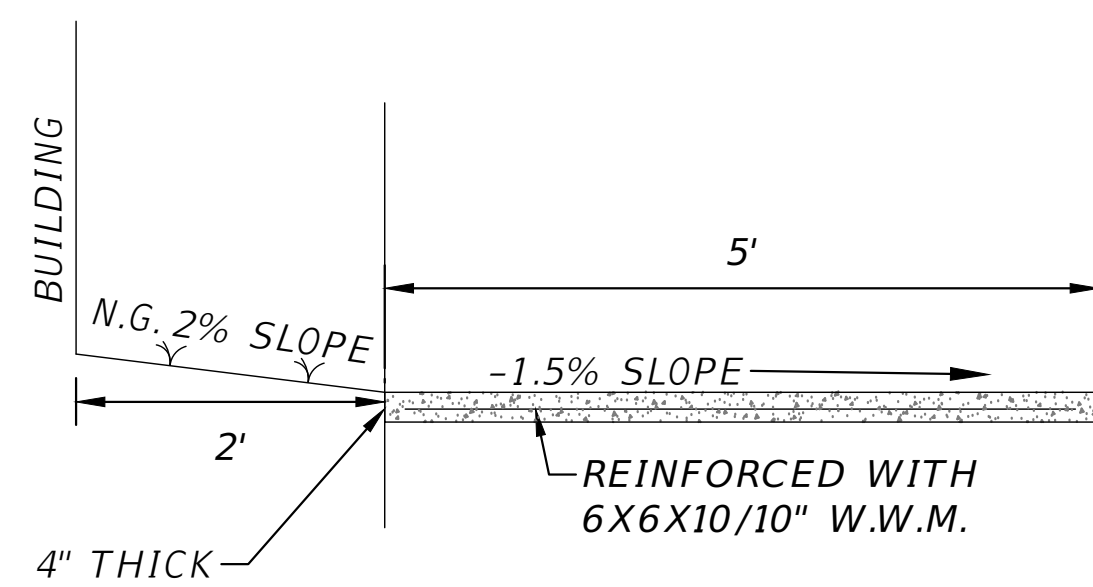


NORTH FLORIDA PROFESSIONAL SERVICES, INC.
 P.O. BOX 3823 LAKE CITY, FL 32056
 PH. 386-752-4675 LIC NO. LB8356
 2551 BLAIRSTONE PINES DR. TALLAHASSEE, FL 32301
 WWW.NFPS.NET CA# 29011

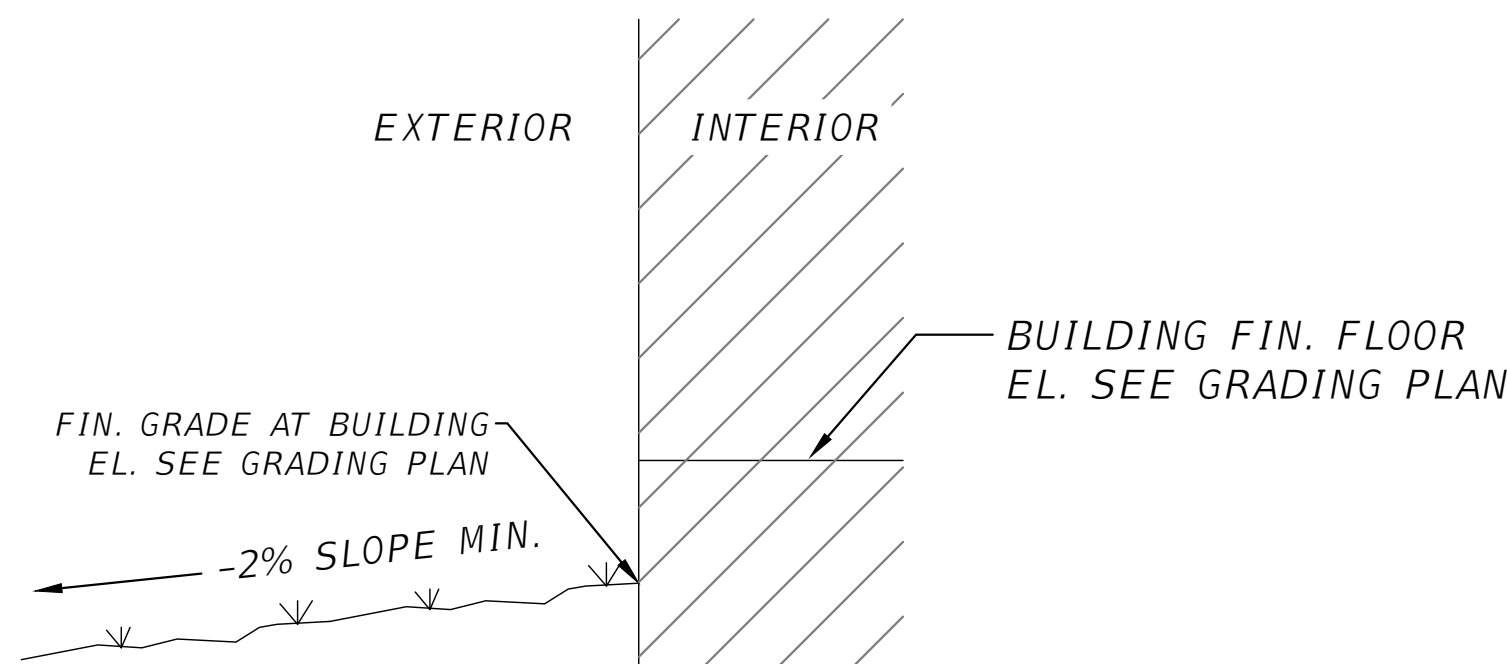
JOB NUMBER: L220810CCB
 EOR: GREGORY G. BAILEY
 P.E. NO.: 43858

EROSION DETAILS
BETHLEHEM PARK
COLUMBIA COUNTY, FLORIDA

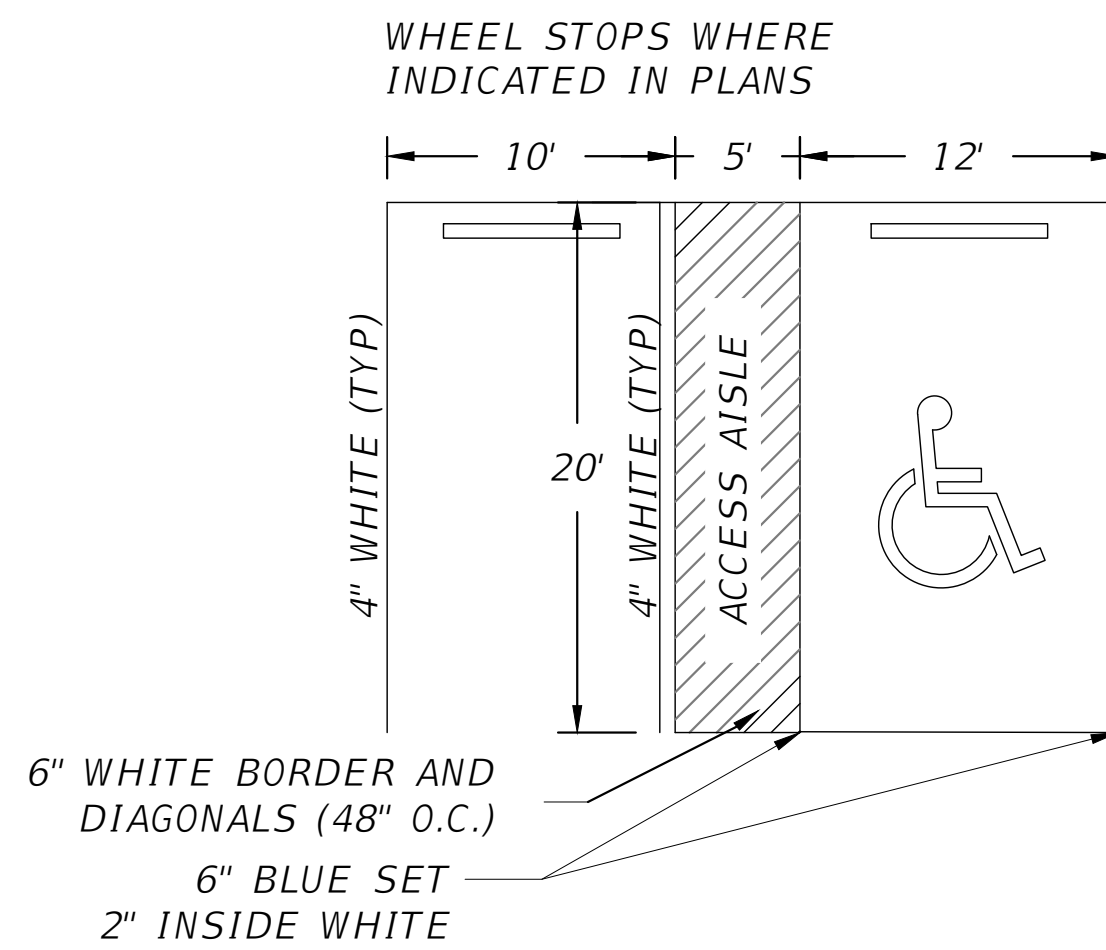
SHEET NO.
C-13



MS03 **SIDEWALK DETAIL "C"**
SCALE: N.T.S

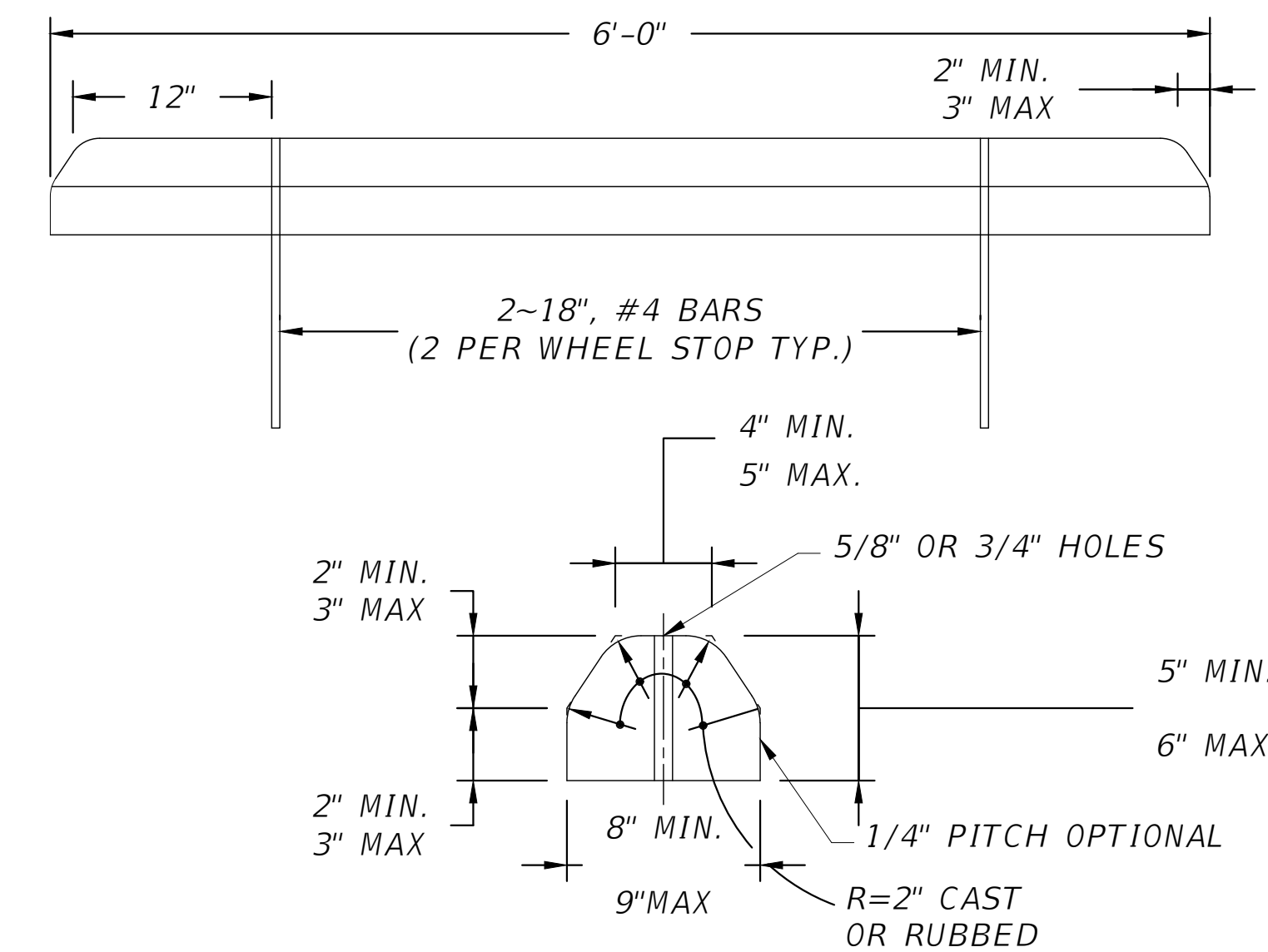


MS14 **GRADE AT BUILDING DETAIL**
SCALE: N.T.S

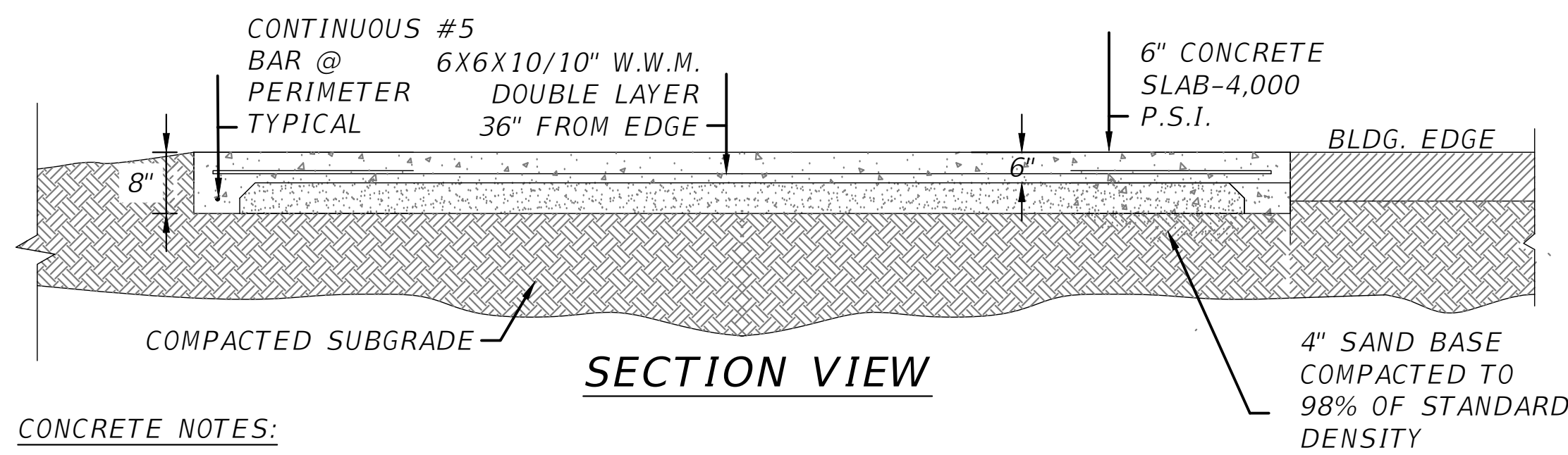


- NOTES:
1. SIGN SHALL BE PLACED IN FRONT OF ALL DESIGNATED HANDICAPPED SPACES. SIGN HEIGHT SHALL BE 7' FROM PAVEMENT TO BOTTOM OF SIGN.
 2. 5' HANDICAPPED AISLE MAY BE PLACED ON THE RIGHT OR LEFT SIDE OF PARKING STALL.
 3. HANDICAPPED PARKING SYMBOL SHALL BE 3 OR 5 FT. HIGH.
 4. BLUE PAVEMENT MARKINGS SHALL BE TINTED TO MATCH SHADE 15180 OF FEDERAL STANDARDS 595A.

MS23 **HANDICAP PARKING STALL DETAIL**
SCALE: N.T.S

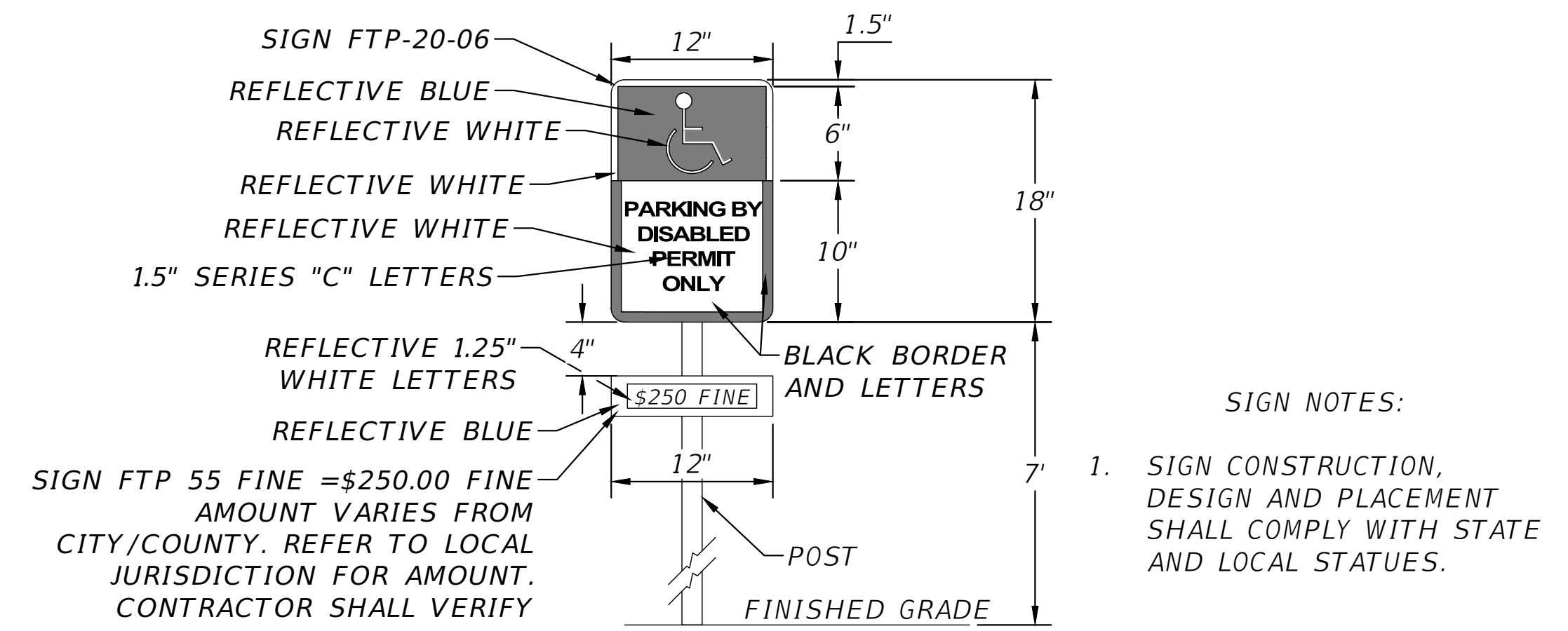


MS24 **WHEEL STOP DETAIL**
SCALE: N.T.S



- CONCRETE NOTES:
1. THE DESIGN OF FOUNDATIONS AND SLAB-ON-GRADE IS BASED ON AN ASSUMED MINIMUM BEARING CAPACITY OF 2,000 PSF.
 2. THE AREA UNDER FOOTINGS, FOUNDATIONS, AND CONCRETE SLABS-ON-GRADE SHALL HAVE ALL VEGETATION, STUMPS, ROOTS, AND FOREIGN MATERIALS REMOVED PRIOR TO THEIR CONSTRUCTION. FILL MATERIAL AND BACKFILL MATERIAL SHALL BE FREE OF ORGANIC MATERIAL, CONSTRUCTION DEBRIS, LARGE ROCKS, AND ANY OTHER FOREIGN MATERIAL.
 3. THE CONTRACTOR SHALL INVESTIGATE ACTUAL LOCATIONS OF UNDERGROUND LINES AND UTILITIES BEFORE EXCAVATING. ALL EXCAVATIONS NEAR THESE LINES SHALL BE CARRIED OUT WITH EXTREME CAUTION.
 4. A MINIMUM CONCRETE COVER OF 3" SHALL BE PROVIDED FOR ALL REINFORCING STEEL.
 5. REINFORCING STEEL: REINFORCING STEEL BARS.....ASTM A-615 GRADE 40 WELDED WIRE FABRIC.....ASTM A-185


MS06 **CONCRETE PAD DETAIL**
SCALE: N.T.S



- SIGN NOTES:
1. SIGN CONSTRUCTION, DESIGN AND PLACEMENT SHALL COMPLY WITH STATE AND LOCAL STATUES.

MS21 **HANDICAP PARKING SIGN DETAIL**
SCALE: N.T.S

REVISIONS	
DATE	DESCRIPTION



NORTH FLORIDA PROFESSIONAL SERVICES, INC.
P.O. BOX 3823
LAKE CITY, FL 32056
PH. 386-752-4675
LIC NO. LB8356

2551 BLAIRSTONE PINES DR.
TALLAHASSEE, FL 32301
WWW.NFPS.NET
CA# 29011

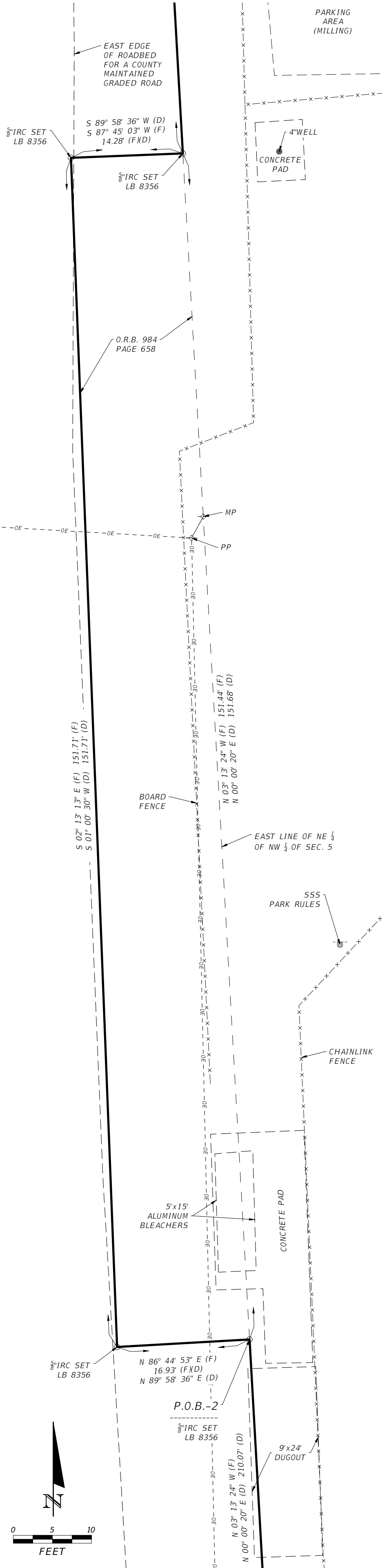
JOB NUMBER:
L220810CCB
EOR:
GREGORY G. BAILEY
P.E. NO.:
43858

MISC. DETAILS
BETHLEHEM PARK
COLUMBIA COUNTY, FLORIDA

SHEET NO.
C-14

THE OFFICIAL RECORD OF THIS SHEET IS THE ELECTRONIC FILE DIGITALLY SIGNED AND SEALED UNDER RULE 61G15-23.004, F.A.C.

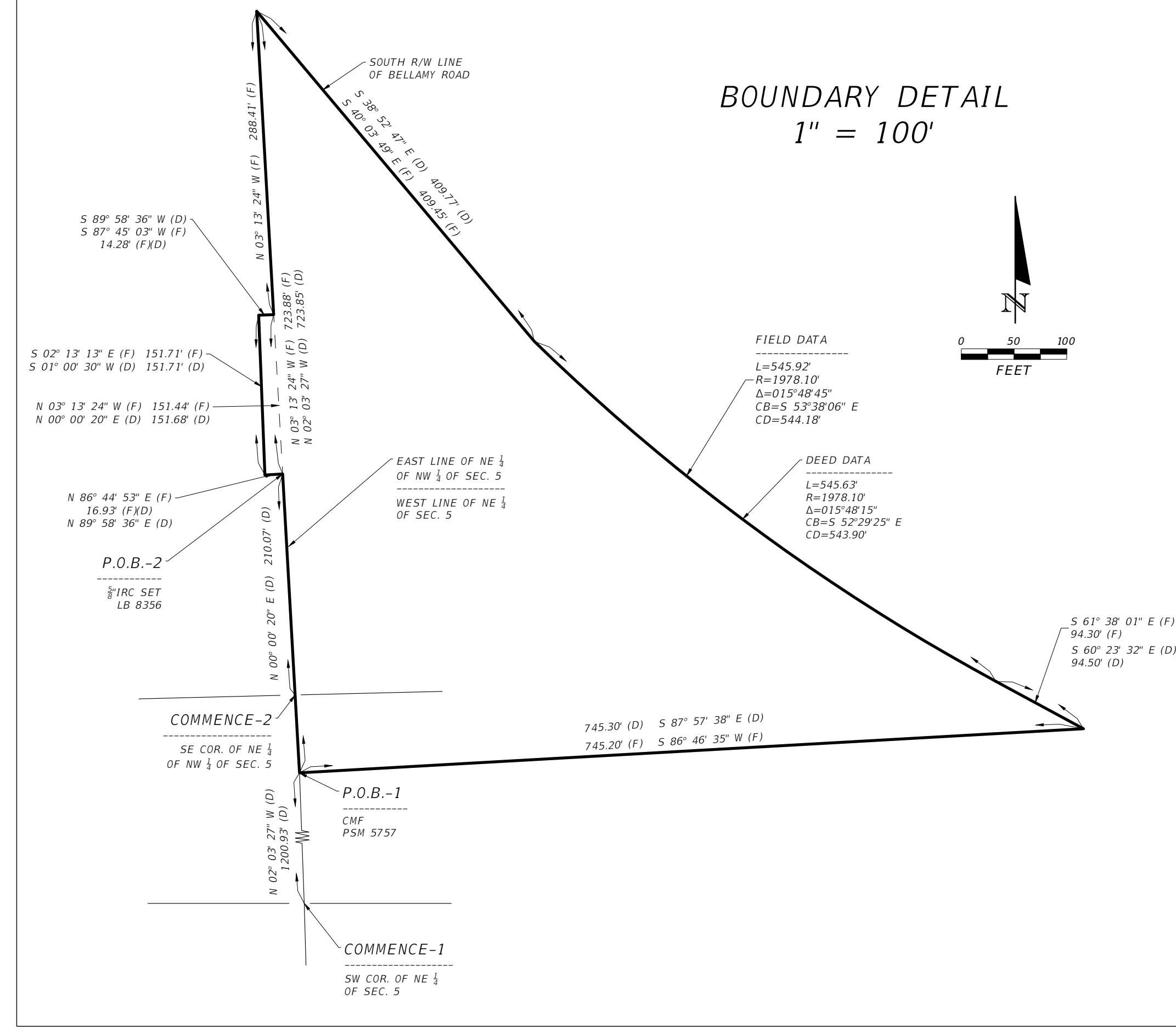
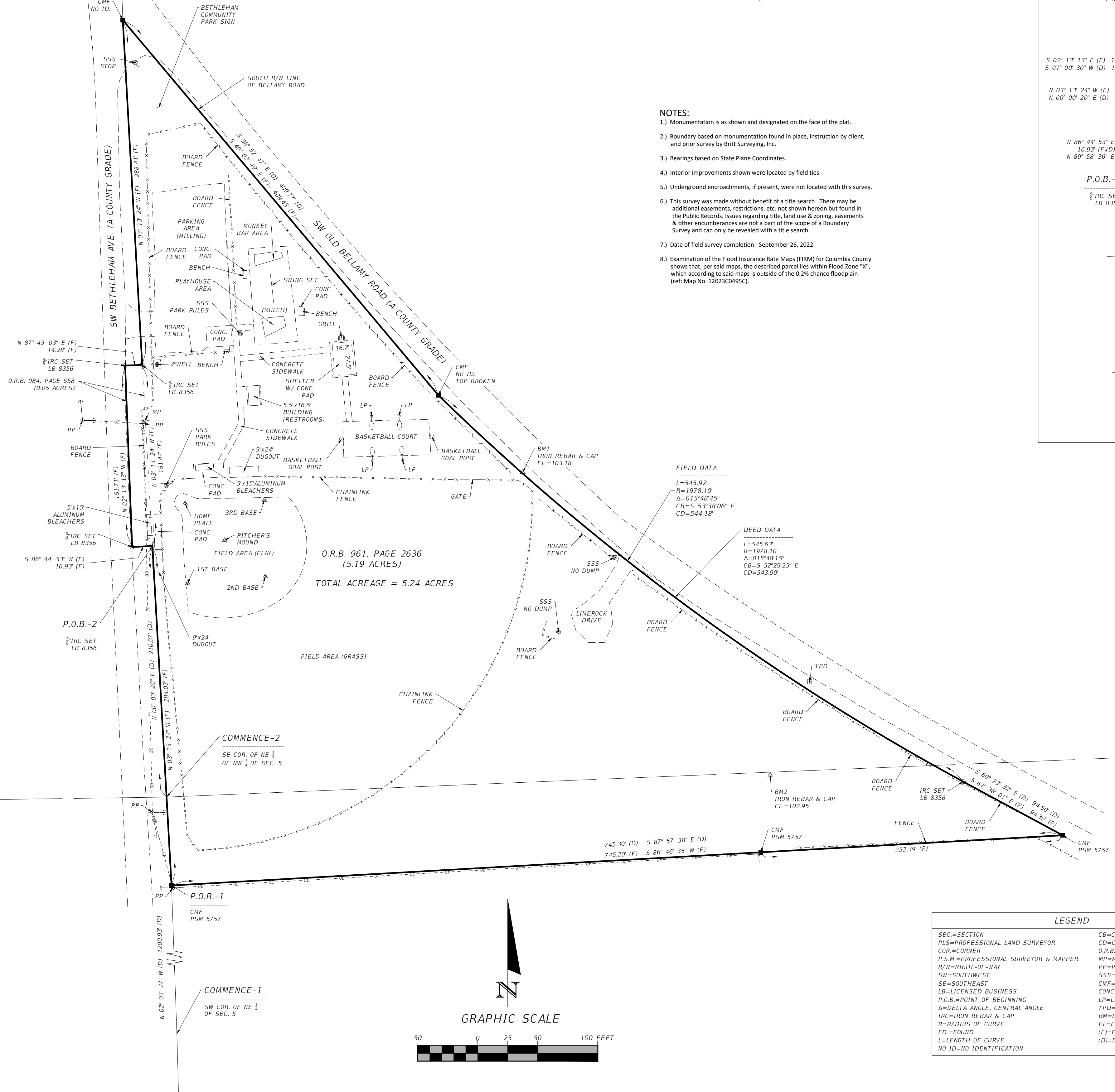
1" = 10'



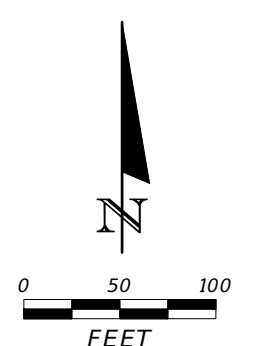
TOPOGRAPHY & BOUNDARY SURVEY

IN SECTION 5
TOWNSHIP 7 SOUTH, RANGE 17 EAST
COLUMBIA COUNTY, FLORIDA

- NOTES:**
- 1.) Monumentation is as shown and designated on the face of the plat.
 - 2.) Boundary based on monumentation found in place, instruction by client, and prior survey by Britt Surveying, Inc.
 - 3.) Bearings based on State Plane Coordinates.
 - 4.) Interior improvements shown were located by field ties.
 - 5.) Underground encroachments, if present, were not located with this survey.
 - 6.) This survey was made without benefit of a title search. There may be additional easements, restrictions, etc. not shown herein but found in the Public Records. Issues regarding title, land use & zoning, easements & other encumbrances are not a part of the scope of a Boundary Survey and can only be revealed with a title search.
 - 7.) Date of field survey completion: September 26, 2022.
 - 8.) Examination of the Flood Insurance Rate Maps (FIRM) for Columbia County shows that, per said maps, the described parcel lies within Flood Zone "X", which according to said maps is outside of the 0.2% chance floodplain (ref. Map No. 1203C0495C).



BOUNDARY DETAIL
1" = 100'



DESCRIPTION:
O.R.B. 961, Page 2636
COMMENCE at the Southwest corner of the Northeast 1/4 of Section 5, Township 7 South, Range 17 East, Columbia County, Florida, and run thence North 02°03'27" West, along the West line thereof 1200.93 feet to the POINT OF BEGINNING; thence North 02°03'27" West, 723.85 feet to the South right-of-way line of Bellamy Road; thence South 38°52'47" East, 409.77 feet to the point of curvature of a non-tangent curve to the left, having a radius of 1978.10 feet, an included angle of 15°48'15", and a chord bearing and distance of South 52°29'25" East, 543.90 feet; thence Southeasterly, along the arc of said curve, 545.63 feet; thence South 60°23'32" East, 94.50 feet; thence South 87°57'38" West, 745.30 feet to the POINT OF BEGINNING.

AND ALSO
O.R.B. 984, Page 658
COMMENCE at the Southeast corner of the Northeast 1/4 of the Northwest 1/4, Section 5, Township 7 South, Range 17 East, Columbia County, Florida, and run thence North 00°00'20" East, along the East line of said Northeast 1/4 of the Northwest 1/4, 210.07 feet to the POINT OF BEGINNING; thence continue North 00°00'20" East, along said East line, 151.68 feet; thence South 89°58'36" West, 14.28 feet to the East edge of the roadbed of a county maintained graded road (SW Bethleham Ave); thence South 01°00'30" West, along the East edge of said roadbed, 151.71 feet; thence North 89°58'36" East, 16.93 feet to the POINT OF BEGINNING.

ALTOGETHER Containing 5.24 acre, more or less.

LEGEND	
SEC=SECTION	CB=CHORD BEARING
PLS=PROFESSIONAL LAND SURVEYOR	CD=CHORD DISTANCE
COR=CORNER	O.R.B.=OFFICIAL RECORDS BOOK
P.S.M.=PROFESSIONAL SURVEYOR & MAPPER	MP=METER POLE
R/W=RIGHT-OF-WAY	PP=POWER POLE
SW=SOUTHWEST	SSS=SINGLE SUPPORT SIGN
SE=SOUTHEAST	CMF=CONCRETE MONUMENT FOUND
LB=LICENSED BUSINESS	CONC=CONCRETE
P.O.B.=POINT OF BEGINNING	LP=LIGHT POLE
Δ=DELTA ANGLE, CENTRAL ANGLE	TPD=TELEPHONE PEDESTAL
IRC=IRON REBAR & CAP	EL=ELEVATION
R=RADIUS OF CURVE	FD=FOUND
FD=FOUND	L=LENGTH OF CURVE
NO ID=NO IDENTIFICATION	

NOT VALID WITHOUT THE SIGNATURE AND ORIGINAL RAISED SEAL OF A FLORIDA REGISTERED PROFESSIONAL SURVEYOR AND MAPPER

James B. Smith, P.S.M.
Florida Reg. No. 7355
DATE: ___/___/2022

REVISIONS			
DATE	DESCRIPTION	DATE	DESCRIPTION

NORTH FLORIDA PROFESSIONAL SERVICES, INC.
P.O. BOX 3823
LAKE CITY, FL 32056
PH. 386-752-4675
LIC NO. LB8356

2551 BLAIRSTONE PINES DR.
TALLAHASSEE, FL 32301
WWW.NFPS.NET

JOB NO. L220810CCB
CA# 29011

COLUMBIA COUNTY

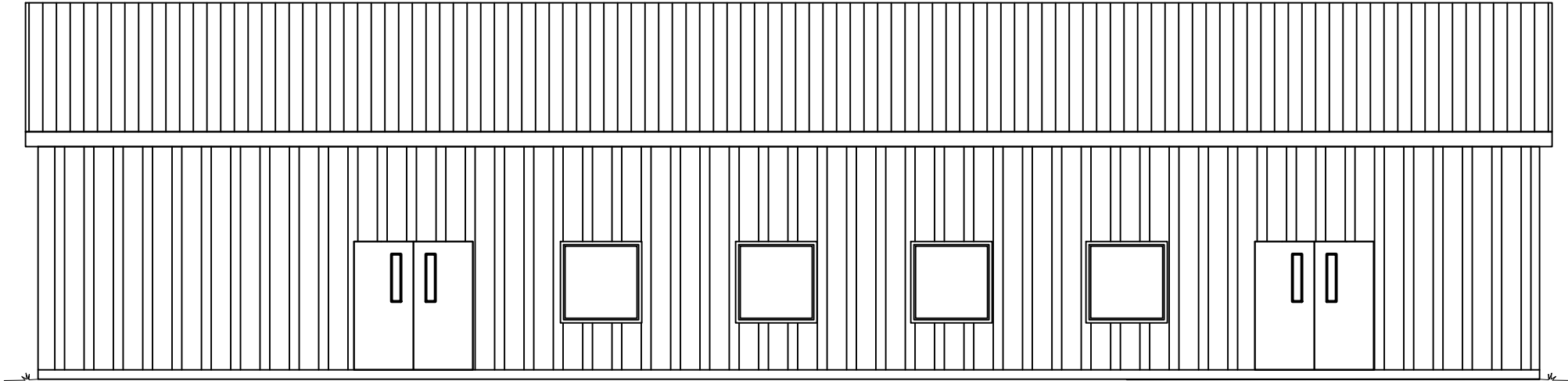
SHEET NO.
1

BUILDING CONSTRUCTION PLANS

BETHLEHEM PARK

ASSEMBLY BUILDING

COLUMBIA COUNTY, FL.



REVISIONS	
DATE	DESCRIPTION



NORTH FLORIDA PROFESSIONAL SERVICES, INC.
P.O. BOX 3823
LAKE CITY, FL 32056
PH. 386-752-4675
LIC NO. LB8356

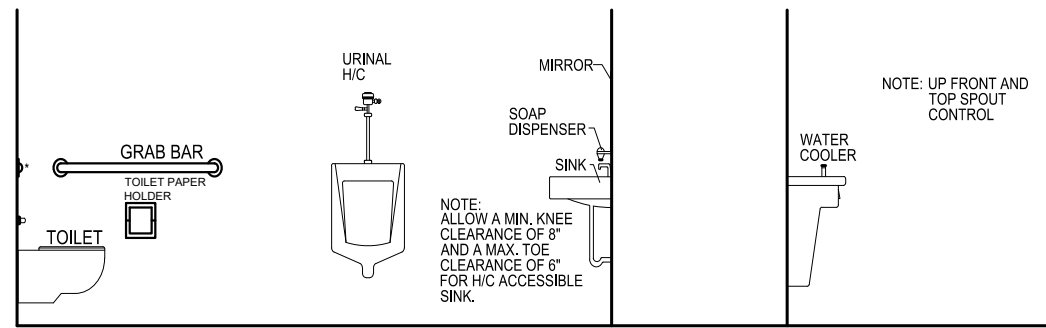
2551 BLAIRSTONE PINES DR.
TALLAHASSEE, FL 32301
WWW.NFPS.NET
CA# 29011

JOB NUMBER:
L220810CCB
EOR:
ROBERT PHILLIP
BISHOP JR.
P.E. NO.:
43858

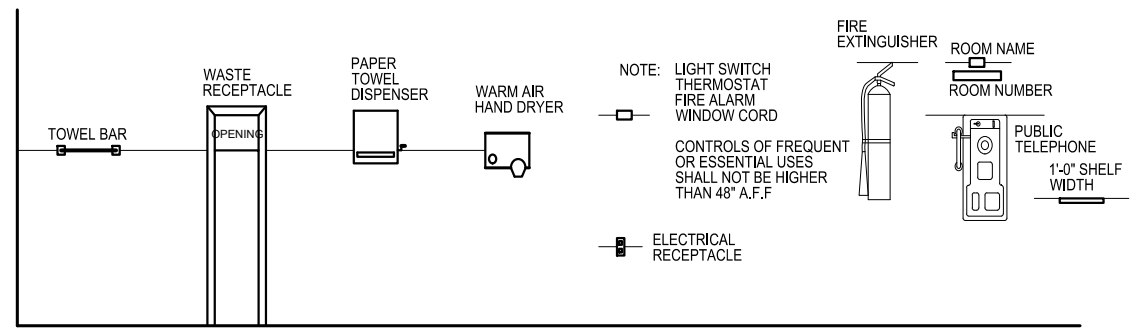
COVER SHEET
BETHLEHEM PARK ASSEMBLY BUILDING
COLUMBIA COUNTY, FLORIDA

SHEET NO.
G1

THE OFFICIAL RECORD OF THIS SHEET IS THE ELECTRONIC FILE DIGITALLY SIGNED AND SEALED UNDER RULE 61G15-23.004, F.A.C.



* BACK GRAB BAR SHALL BE MOUNTED 6" OFF SIDE WALL AND MIN. 36" LONG



NOTE: LIGHT SWITCH
THERMOSTAT
FIRE ALARM
WINDOW CORD

CONTROLS OF FREQUENT
OR ESSENTIAL USES
SHALL NOT BE HIGHER
THAN 48" A.F.F

ELECTRICAL RECEPTACLE

ABBREVIATIONS LEGEND

A.B. ANCHOR BOLT
ACOUS. ACOUSTICAL
ALT. ALTERNATE
ALUM. ALUMINUM
ANL. ANGLE
A.P. ACCESS PANEL
ARCH. ARCHITECT
A.T. ACOUSTICAL TILE

BD. BOARD
B.J. BAR JOIST
BLDG. BUILDING
BLK(G) BLOCKING
BM. BEAM
B.M. BENCH MARK
BOT. BOTTOM
BRG. BEARING
BRK. BRICK
B.S. BOTH SIDES
B.U.R. BUILT-UP ROOFING BY (2X4)

CAB. CABINET
C.I. CAST IRON
C.J. CONSTRUCTION JOINT
CL. CENTERLINE
C.L. CHAIN LINK
CLG. CEILING
CLR. CLEAR
C.M.U. CONCRETE MASONRY UNIT
C.O. CLEAN OUT
COL. COLUMN
CONC. CONCRETE
CONN. CONNECTION
CONT. CONTINUOUS
CPT. CARPET
C.T. CERAMIC TILE
CTR. COUNTER
C.W. COLD WATER

DBL. DOUBLE
DET. DETAIL
DIA. DIAMETER
DIM. DIMENSION
DISP. DISPENSER
D.P.M. DAMPPROOFING MEMB.
D.S. DOWNSPOUT
D.W. DRYWALL

EA. EACH
E.J. EXPANSION JOINT
ELEC. ELECTRICAL
ELEV. ELEVATION
EQ. EQUAL
E.W.C. ELECTRICAL WATER COOLER
EXIST. EXISTING
EXT. EXTERIOR

F.D. FLOOR DRAIN
F.E. FIRE EXTINGUISHER
F.E.C. FIRE EXT. CABINET
F.F. FINISH FLOOR
FIN. FINISH
FIXT. FIXTURE
FLR. FLOOR
FLSHG. FLASHING
FTG. FOOTING
FUR. FURRING
F.V. FIELD VERIFY

S.B.C. SOUTHERN BUILDING CODE
SCHED. SCHEDULE
S.D. SOAP DISPENSER
S.F. SQUARE FEET
SH. SHELF
SHT. SHEET
S.N.R. SANITARY NAPKIN RECEPTACLE
S.S. STAINLESS STEEL
STD. STANDARD
STL. STEEL
SUSP. SUSPENDED

TEMP. TEMPERED
THK. THICK
T.P.D. TOILET PAPER DISPENSER
T.S. TUBULAR STEEL
TYP. TYPICAL

U.N.O. UNLESS NOTED OTHERWISE
UR. URINAL

V.C.T. VINYL COMPOSITE TILE
VERT. VERTICAL
V.P.B. VENEER PLASTER BASE
VTR. VENT THROUGH ROOF
V.T. VINYL TILE

W. WIDE
W/ WITH
W.C. WATER CLOSET
WCO WALL CLEAN OUT
WD. WOOD
W/O WITHOUT
W.P. WATERPROOFING
W.W.F. WIDE WELDED FABRIC
W.W.M. WELDED WIRE MESH

GENERAL MOUNTING HEIGHTS

SYMBOLS LEGEND

TYPE	DESCRIPTION
	SECTION
	DETAIL MARK
	REFERENCE (TO ANOTHER SECTION OR DETAIL)
	ROOM NUMBER
	DOOR (WITH MARK SYMBOL)
	WINDOW (WITH MARK SYMBOL)
	TARGET ELEVATION (EXISTING ELEVATION MARK NOT SHADED)

SHEET INDEX

COVER SHEET
LEGENDS, SHEET INDEX & ABBREVIATIONS
FLOOR PLAN
EXTERIOR ELEVATIONS
EXTERIOR ELEVATIONS
SCHEDULES & NOTES
FOUNDATION PLAN
FOUNDATION DETAILS
FOUNDATION DETAILS
FOUNDATION NOTES
ROOF PLAN
WALL SECTION
STRUCTURAL NOTES
STRUCTURAL NOTES
HVAC PLAN
HVAC NOTES
SANITARY PLUMBING PLAN
WATER SUPPLY PLAN
PLUMBING NOTES
SANITARY RISER DIAGRAM
ELECTRICAL LIGHTING PLAN
ELECTRICAL POWER PLAN
LIFE SAFETY PLAN

G1
G2
B1
B2
B3
B4
S1
S2
S3
S4
S5
S6
S7
S8
M1
M2
P1
P2
P3
P4
E1
E2
LS1

MATERIALS LEGEND

TYPE	DESCRIPTION
	BATT INSULATION
	BRICK VENEER
	POURED IN PLACE CONCRETE (IN SECTION)
	RIGID INSULATION
	WOOD FRAMING (IN SECTION)
	8" CONCRETE BLOCK

REVISIONS

DATE	DESCRIPTION



NORTH FLORIDA PROFESSIONAL SERVICES, INC.

P.O. BOX 3823
LAKE CITY, FL 32056
PH. 386-752-4675
LIC NO. LB8356

2551 BLAIRSTONE PINES DR.
TALLAHASSEE, FL 32301
WWW.NFPS.NET
CA# 29011

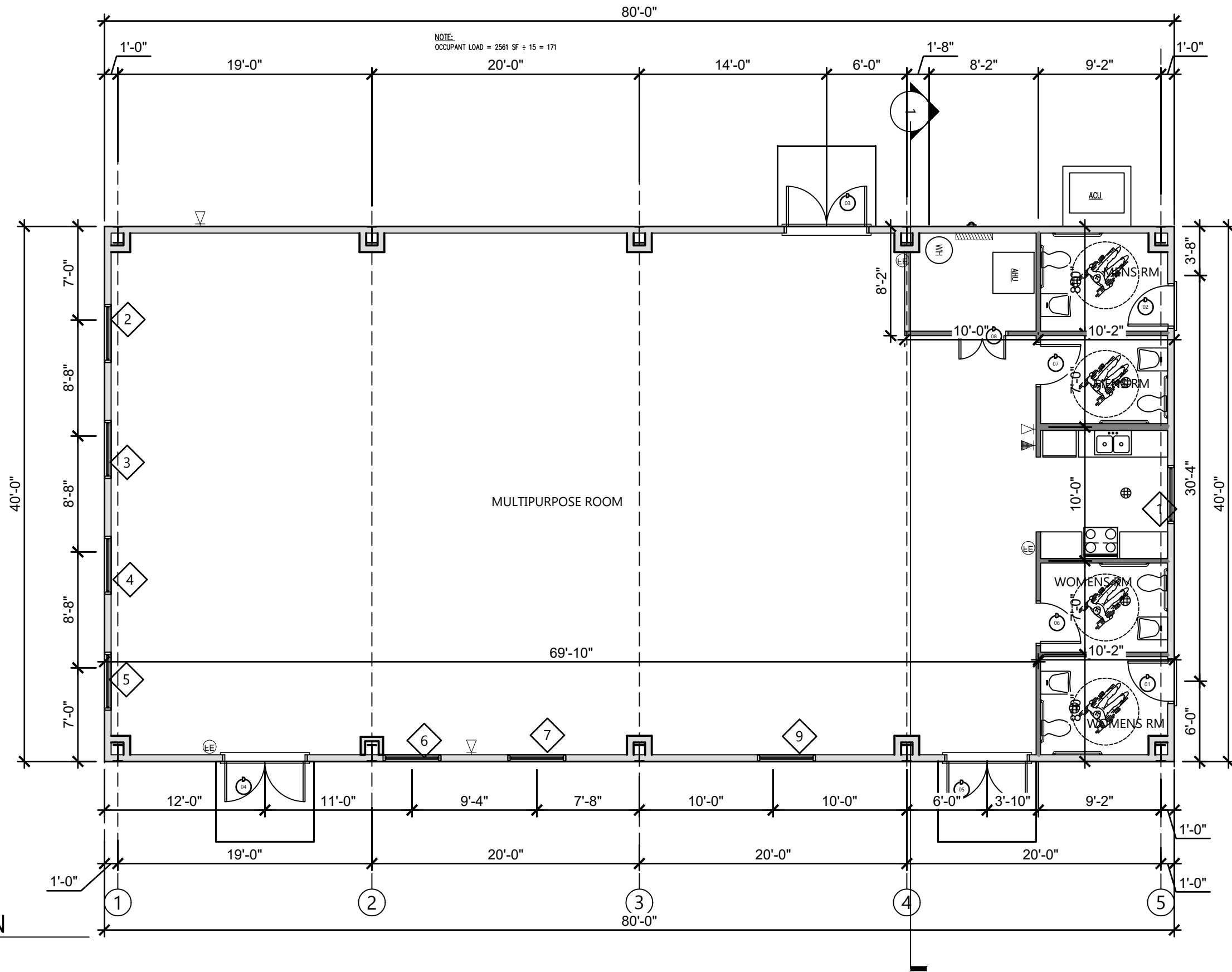
JOB NUMBER:

L220810CCB
EOR:
ROBERT PHILLIP
BISHOP JR.
P.E. NO.:
43858

ABBREVIATIONS & SYMBOLS BETHLEHEM PARK ASSEMBLY BUILDING COLUMBIA COUNTY, FLORIDA

SHEET NO.

G2



FLOOR PLAN

SCALE: 1/8" = 1'-0"

REVISIONS	
DATE	DESCRIPTION



NORTH FLORIDA PROFESSIONAL SERVICES, INC.

P.O. BOX 3823
LAKE CITY, FL 32056
PH. 386-752-4675
LIC NO. LB8356

2551 BLAIRSTONE PINES DR.
TALLAHASSEE, FL 32301
WWW.NFPS.NET
CA# 29011

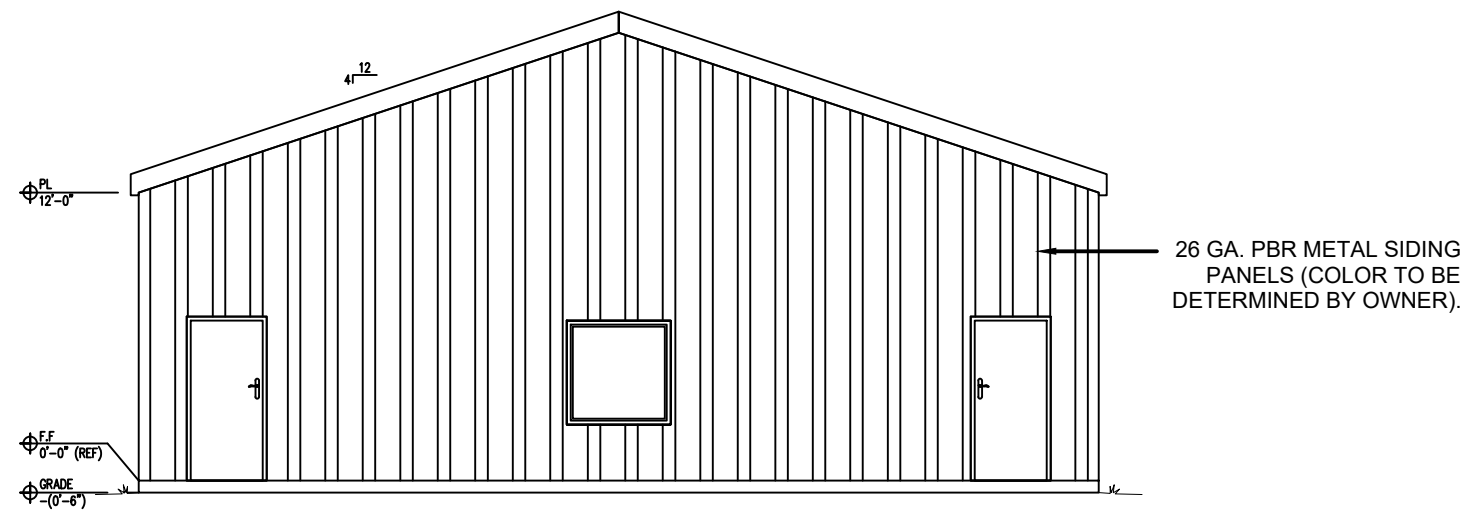
JOB NUMBER:

L220810CCB
EOR:
ROBERT PHILLIP
BISHOP JR.
P.E. NO.:
43858

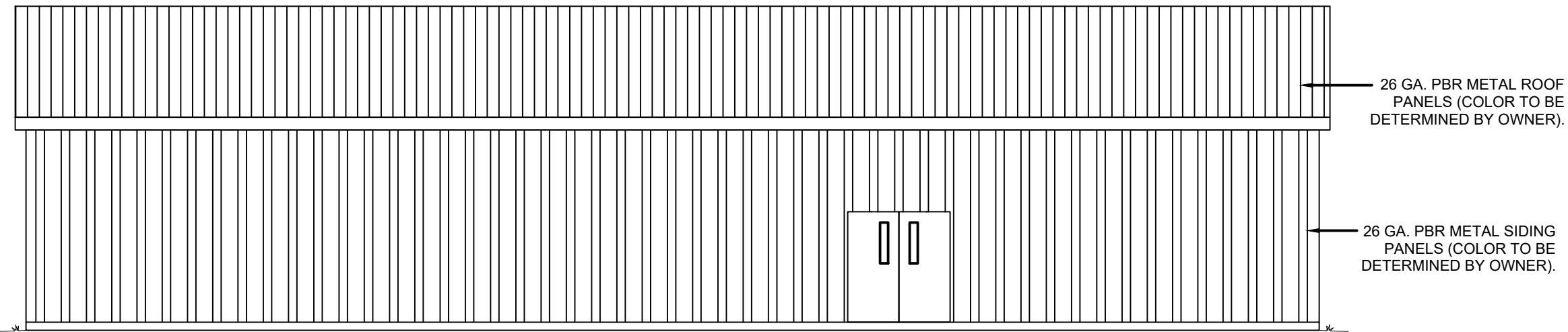
FLOOR PLAN
BETHLEHEM PARK ASSEMBLY BUILDING
COLUMBIA COUNTY, FLORIDA

SHEET NO.

B1



NORTH ELEVATION
1/8" = 1'



WEST ELEVATION
1/8" = 1'

REVISIONS	
DATE	DESCRIPTION



NORTH FLORIDA PROFESSIONAL SERVICES, INC.

P.O. BOX 3823
LAKE CITY, FL 32056
PH. 386-752-4675
LIC NO. LB8356

2551 BLAIRSTONE PINES DR.
TALLAHASSEE, FL 32301
WWW.NFPS.NET
CA# 29011

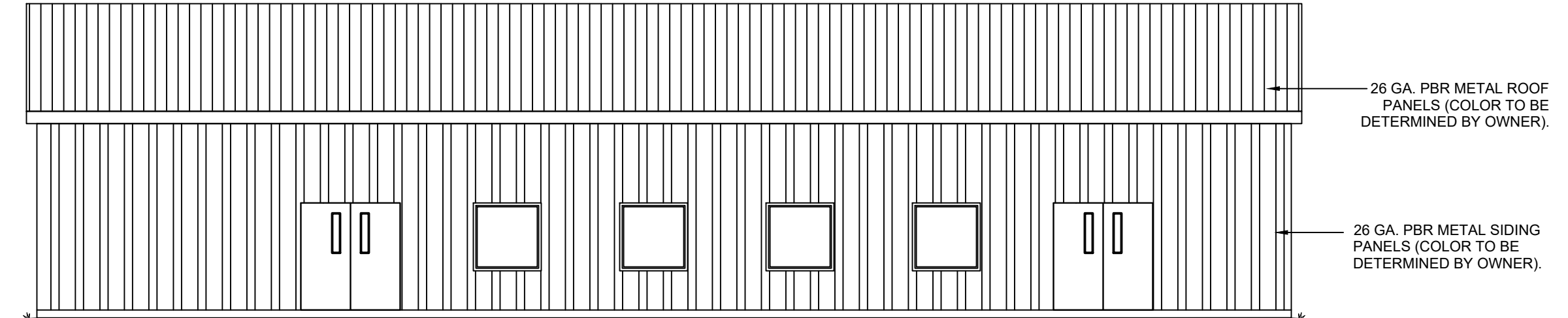
JOB NUMBER:
L220810CCB
EOR:
ROBERT PHILLIP
BISHOP JR.
P.E. NO.:
43858

**EXTERIOR ELEVATIONS
BETHLEHEM PARK ASSEMBLY BUILDING
COLUMBIA COUNTY, FLORIDA**


SHEET NO.

B2

THE OFFICIAL RECORD OF THIS SHEET IS THE ELECTRONIC FILE DIGITALLY SIGNED AND SEALED UNDER RULE 61G15-23.004, F.A.C.



EAST ELEVATION
1/8" = 1'



SOUTH ELEVATION
1/8" = 1'

THE OFFICIAL RECORD OF THIS SHEET IS THE ELECTRONIC FILE DIGITALLY SIGNED AND SEALED UNDER RULE 61G15-23.004, F.A.C.

REVISIONS	
DATE	DESCRIPTION



NORTH FLORIDA PROFESSIONAL SERVICES, INC.

P.O. BOX 3823
LAKE CITY, FL 32056
PH. 386-752-4675
LIC NO. LB8356

2551 BLAIRSTONE PINES DR.
TALLAHASSEE, FL 32301
WWW.NFPS.NET
CA# 29011

JOB NUMBER:
L220810CCB
EOR:
ROBERT PHILLIP
BISHOP JR.
P.E. NO.:
43858

EXTERIOR ELEVATIONS
BETHLEHEM PARK ASSEMBLY BUILDING
COLUMBIA COUNTY, FLORIDA

SHEET NO.
B3

DOOR AND FRAME SCHEDULE

MARK	DOOR			GLAZING	STYLE	MATERIAL	SWING	Type	ROUGH OPENING		NOTES
	SIZE								R. W.	R. W.	
	WD	HGT	THK								
1	3'-0"	6'-8"	1 3/4"	--	HINGED - SINGLE - EXTERIOR	HOLLOW METAL	RIGHT	I	3'-4"	6'-10"	--
2	3'-0"	6'-8"	1 3/4"	--	HINGED - SINGLE - EXTERIOR	HOLLOW METAL	LEFT	I	3'-4"	6'-10"	--
3	6'-0"	6'-8"	1 3/4"	--	HINGED - DOUBLE - FULL LITE	FIBERGLASS	NA	II	6'-4"	6'-10"	--
4	6'-0"	6'-8"	1 3/4"	--	HINGED - DOUBLE - FULL LITE	FIBERGLASS	NA	II	6'-4"	6'-10"	--
5	6'-0"	6'-8"	1 3/4"	--	HINGED - DOUBLE - FULL LITE	FIBERGLASS	NA	II	6'-4"	6'-10"	--
6	3'-0"	6'-8"	1 3/4"	--	HINGED - SINGLE	MASONITE	RIGHT	III	3'-4"	6'-10"	--
7	3'-0"	6'-8"	1 3/4"	--	HINGED - SINGLE	MASONITE	LEFT	III	3'-4"	6'-10"	--
8	3'-6"	6'-8"	1 3/4"	--	HINGED - DOUBLE	MASONITE	NA	IV	3'-10"	6'-10"	--

WINDOW SCHEDULE

MARK	SIZE		STYLE	NOTES
	WIDTH	HEIGHT		
1	4'-0"	4'-0"	PICTURE	--
2	4'-0"	4'-0"	PICTURE	--
3	4'-0"	4'-0"	PICTURE	--
4	4'-0"	4'-0"	PICTURE	--
5	4'-0"	4'-0"	PICTURE	--
6	4'-0"	4'-0"	PICTURE	--
7	4'-0"	4'-0"	PICTURE	--
9	4'-0"	4'-0"	PICTURE	--

ALL WINDOWS SHALL HAVE LOW 'e', INSULATED GLASS WITH TINTING (BRONZE) ALUM -ALUMINUM FRAME

PAINTING NOTES:

1. ALL MATERIALS USED UNDER THE PAINTING CONTRACT SHALL BE BY APPROVED MANUFACTURER AND DELIVERED TO TO THE JOB IN THE ORIGINAL SEALED CONTAINERS.
2. ALL PAINTED SURFACES SHALL RECEIVED ONE PRIMER COAT AND ONE FINISH COAT.
3. BEFORE ANY WORK IS DONE, THE CONTRACTOR SHALL PREPARE COLOR AND TEXTURE SAMPLES ON THE JOB FOR THE OWNER'S FINAL APPROVAL.
4. EXTERIOR SURFACE PREPARATION: REMOVE ALL DIRT, OIL, AND OTHER CONTAMINANTS.
5. INTERIOR SURFACE PREPARATION: WASH SURFACES FREE OF DIRT, WAX, SOAP, AND GREASE. REPAIR CRACKS AND SURFACE IMPERFECTIONS IN PLASTER WITH A WATER MIX OR LATEX PATCHING PLASTER, SAND SMOOTH AND SPOT PRIME.
6. COLORS AND FINISH TO BE CHOSEN BY OWNER.
7. APPROVED MANUFACTURERS:
SHERWIN WILLIAMS
BENJAMIN MOORE
GLIDDEN

MILL WORK & VINYL BASE

KITCHEN CABINETS AND VANITY CABINETS SHALL HAVE 1/2" PLYWOOD BOXES WITH SOLID MAPLE HARDWOOD FACE FRAMES. DOORS SHALL HAVE RAISED PANELS WITH FULLY CONCEALED SELF-CLOSING HINGES. DRAWERS SHALL HAVE HARDWOOD FACES AND PLYWOOD BOXES AND FULL ACCESS, SELF-CLOSING DRAW GLIDES. ALL SHELVES SHALL BE 3/4" THICK ENGINEERED WOOD WITH PVC EDGE BANDING. ALL BASE CABINETS, INCLUDING VANITIES SHALL BE 24" DEEP X 36" HIGH (TO TOP OF COUNTERTOPS) AND WALL CABINETS SHALL BE 12" DEEP BY 42" HIGH. KITCHEN COUNTERTOPS SHALL HAVE A PLYWOOD SUBSTRATE WITH A LAMINATE SURFACE. VANITY TOPS SHALL BE CULTURED MARBLE WITH INTEGRAL SINK BASE.

THE VINYL BASE SHALL BE FLEXCO OR EQUAL AND SHALL BE A MINIMUM OF 1/8" THICK BY 4" HIGH AND SHALL BE A CONTINUOUS ROLL. NO 4 FOOT LENGTHS WILL BE ALLOWED. CONTRACTOR SHALL PROVIDE COLOR SAMPLES FOR SELECTION BY THE OWNER.

ALLOWANCES FOR BATHROOM FIXTURES, CERAMIC TILE & LVT

PROVIDE A \$1,200.00 ALLOWANCE FOR BATHROOM FIXTURES TO BE SELECTED BY OWNER (I.E. TOWEL BARS, TOILET PAPER DISPENSERS, PAPER TOWEL DISPENSERS, ETC.) NOTE: SINKS, TOILETS, AND PLUMBING FIXTURES NOT INCLUDED.

CONTRACTOR SHALL PROVIDE AN ALLOWANCE OF \$4.00 PER SQUARE FOOT FOR ALL 12X12 FLOOR TILE AND WALL TILE. THE ALLOWANCE SHALL BE FOR TILE ONLY. ALL ADHESIVE, GROUT, METAL TRIM AND INSTALLATION COSTS SHALL BE INCLUDED IN THE BASE BID. CONTRACTOR WILL PROVIDE WITH OWNER SAMPLES TO SELECT FROM. NO SPECIAL TRANSITION TILES AT THE FLOOR/WALL INTERFACE IS REQUIRED. WALL TILE SHALL BUTT TO FLOOR TILE. TRAVERTINE THRESHOLDS SHALL BE PROVIDED AT ALL DOOR WAYS WITH DIFFERING FLOOR MATERIALS.

CONTRACTOR SHALL PROVIDE AN ALLOWANCE OF \$5.00 PER SQUARE FOOT FOR THE LUXURY VINYL PLANK FLOORING. THE ALLOWANCE SHALL BE FOR FLOORING ONLY. ALL OTHER INSTALLATION COSTS SHALL BE INCLUDED IN THE BASE BID.

REVISIONS	
DATE	DESCRIPTION



NORTH FLORIDA PROFESSIONAL SERVICES, INC.

P.O. BOX 3823
LAKE CITY, FL 32056
PH. 386-752-4675
LIC NO. LB8356

2551 BLAIRSTONE PINES DR.
TALLAHASSEE, FL 32301
WWW.NFPS.NET
CA# 29011

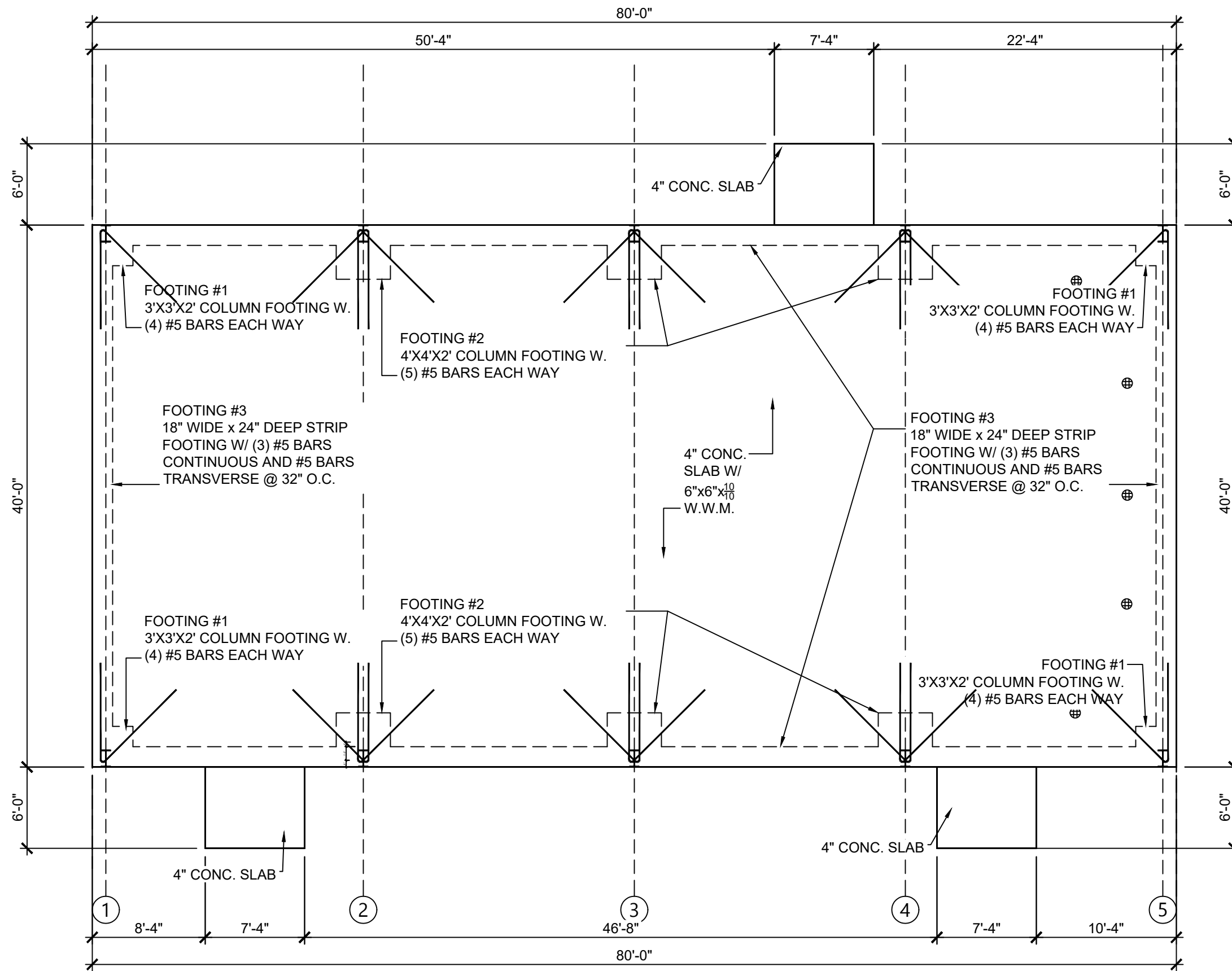
JOB NUMBER:

L220810CCB
EOR:
ROBERT PHILLIP
BISHOP JR.
P.E. NO.:
43858

DOOR / WINDOW SCHEDULES BETHLEHEM PARK ASSEMBLY BUILDING COLUMBIA COUNTY, FLORIDA

SHEET NO.

B4



FOUNDATION PLAN

SCALE: 1/8" = 1'-0"

REVISIONS	
DATE	DESCRIPTION



NORTH FLORIDA PROFESSIONAL SERVICES, INC.

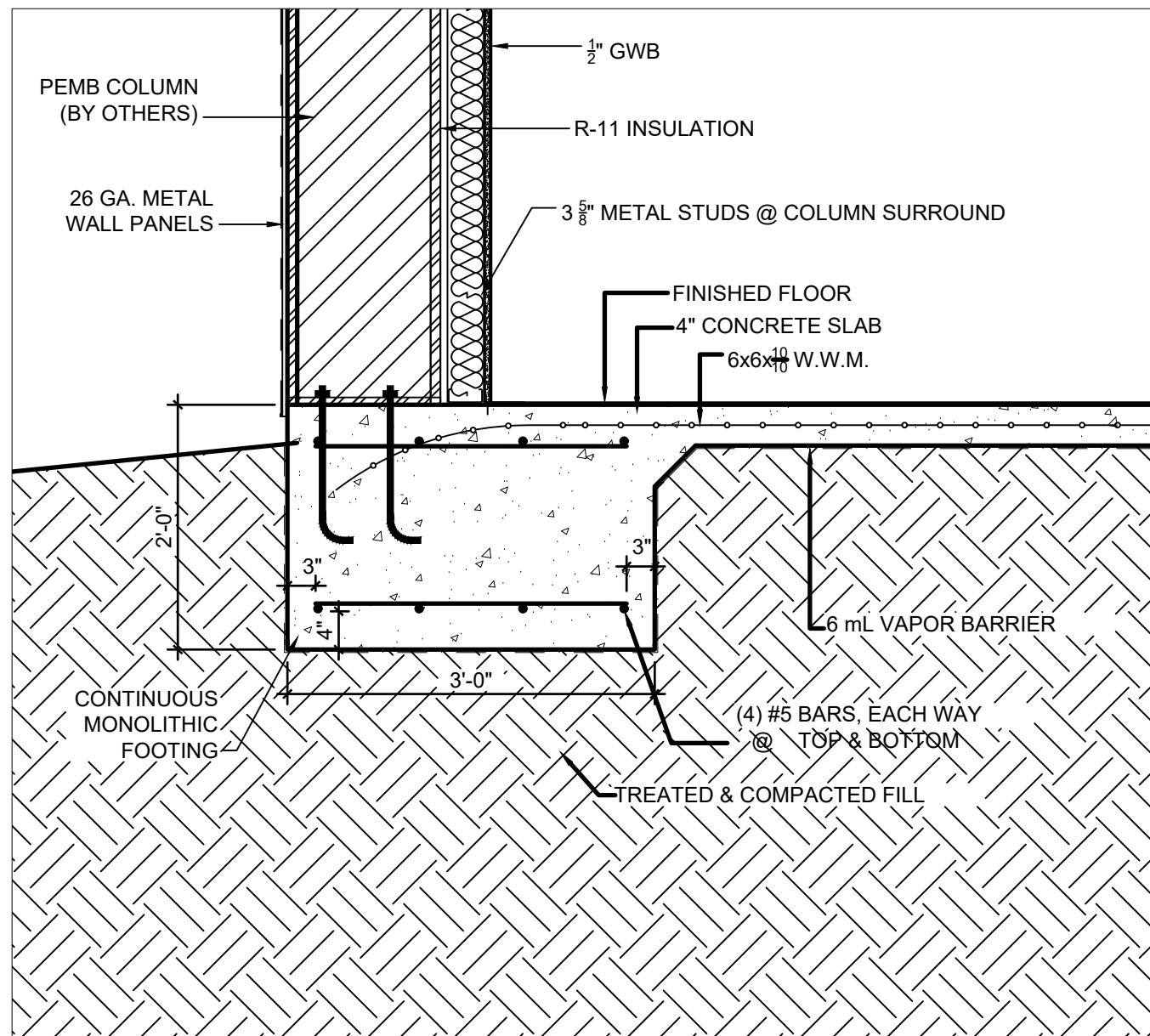
P.O. BOX 3823
LAKE CITY, FL 32056
PH. 386-752-4675
LIC NO. LB8356

2551 BLAIRSTONE PINES DR.
TALLAHASSEE, FL 32301
WWW.NFPS.NET
CA# 29011

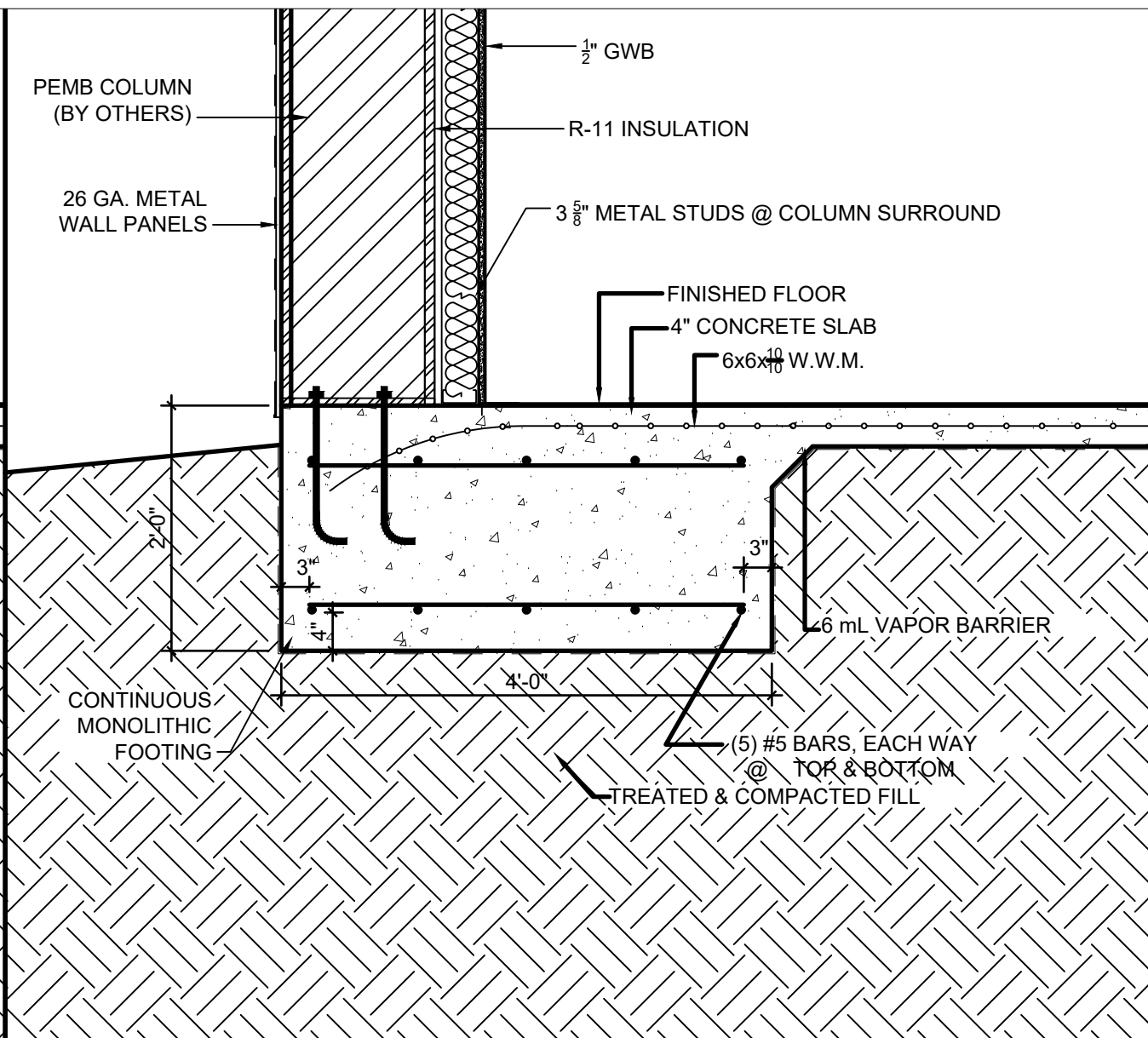
JOB NUMBER:
L220810CCB
EOR:
ROBERT PHILLIP
BISHOP JR.
P.E. NO.:
43858

FOUNDATION PLAN
BETHLEHEM PARK ASSEMBLY BUILDING
COLUMBIA COUNTY, FLORIDA

SHEET NO.
S1



1 FOOTING #1 DETAIL
SCALE: 3/4" = 1'-0"



2 FOOTING #2 DETAIL
SCALE: 3/4" = 1'-0"

REVISIONS	
DATE	DESCRIPTION



NORTH FLORIDA PROFESSIONAL SERVICES, INC.
 P.O. BOX 3823
 LAKE CITY, FL 32056
 PH. 386-752-4675
 LIC NO. LB8356

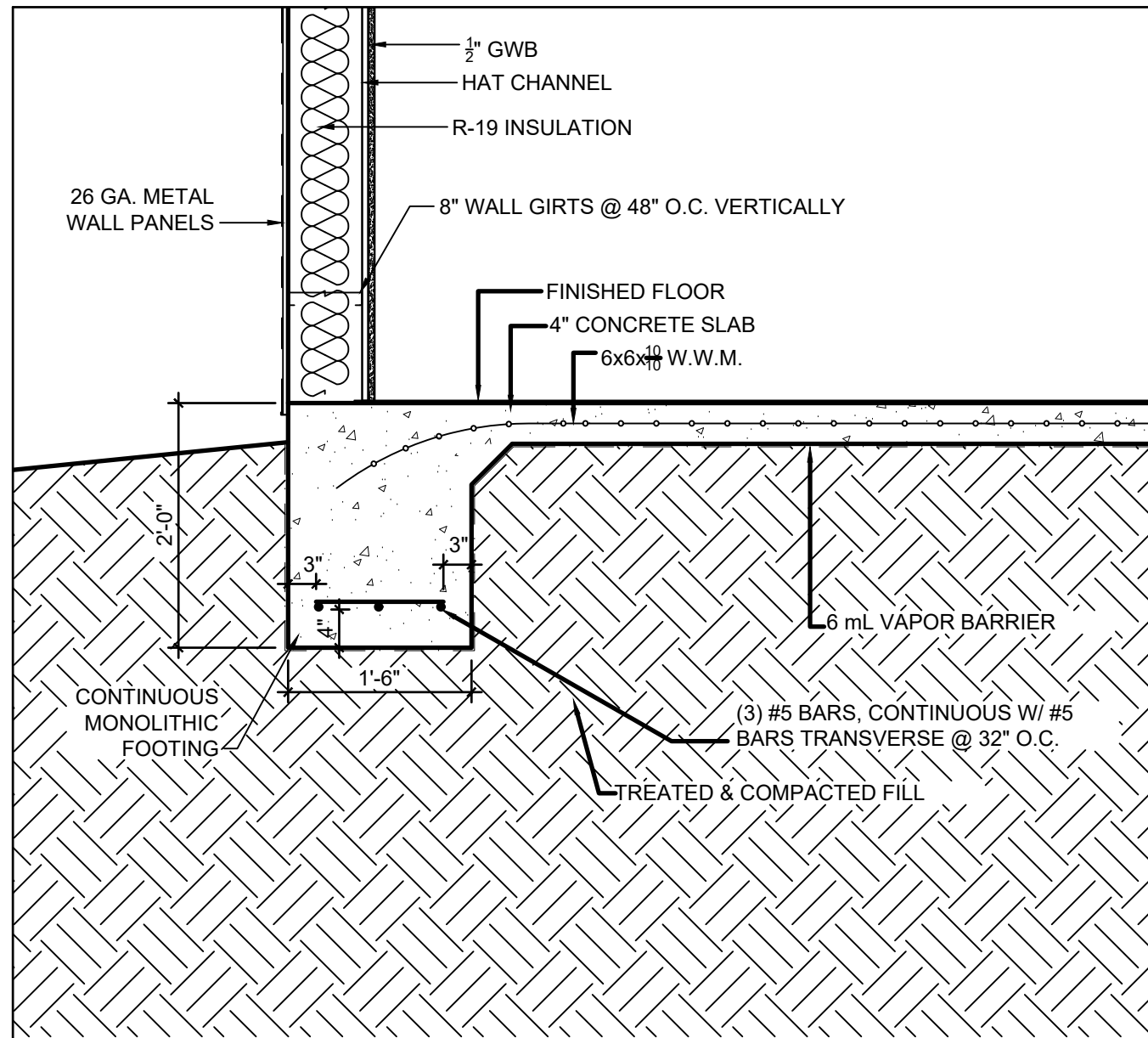
2551 BLAIRSTONE PINES DR.
 TALLAHASSEE, FL 32301
 WWW.NFPS.NET
 CA# 29011

JOB NUMBER:
L220810CCB
 EOR:
ROBERT PHILLIP
BISHOP JR.
 P.E. NO.:
43858

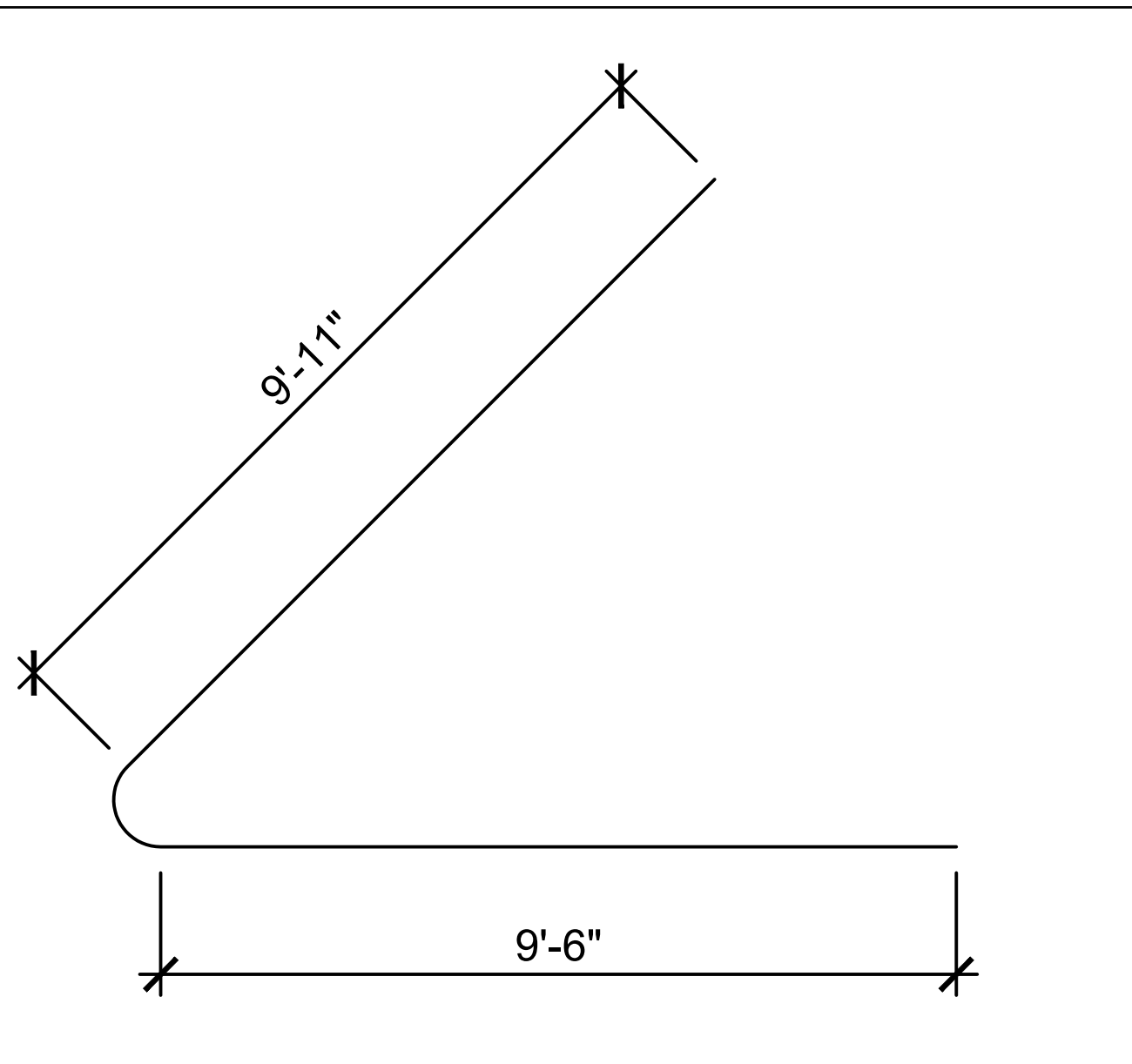
FOUNDATION DETAILS
BETHLEHEM PARK ASSEMBLY BUILDING
COLUMBIA COUNTY, FLORIDA

SHEET NO.
S2

THE OFFICIAL RECORD OF THIS SHEET IS THE ELECTRONIC FILE DIGITALLY SIGNED AND SEALED UNDER RULE 61G15-23.004, F.A.C.



3 FOOTING DETAIL @ WALL
SCALE: 3/4" = 1'-0"



4 HAIRPIN DETAIL
SCALE: 3/4" = 1'-0"

REVISIONS	
DATE	DESCRIPTION



NORTH FLORIDA PROFESSIONAL SERVICES, INC.
 P.O. BOX 3823
 LAKE CITY, FL 32056
 PH. 386-752-4675
 LIC NO. LB8356

2551 BLAIRSTONE PINES DR.
 TALLAHASSEE, FL 32301
 WWW.NFPS.NET
 CA# 29011

JOB NUMBER:
L220810CCB
 EOR:
ROBERT PHILLIP
BISHOP JR.
 P.E. NO.:
43858


FOUNDATION NOTES
BETHLEHEM PARK ASSEMBLY BUILDING
COLUMBIA COUNTY, FLORIDA

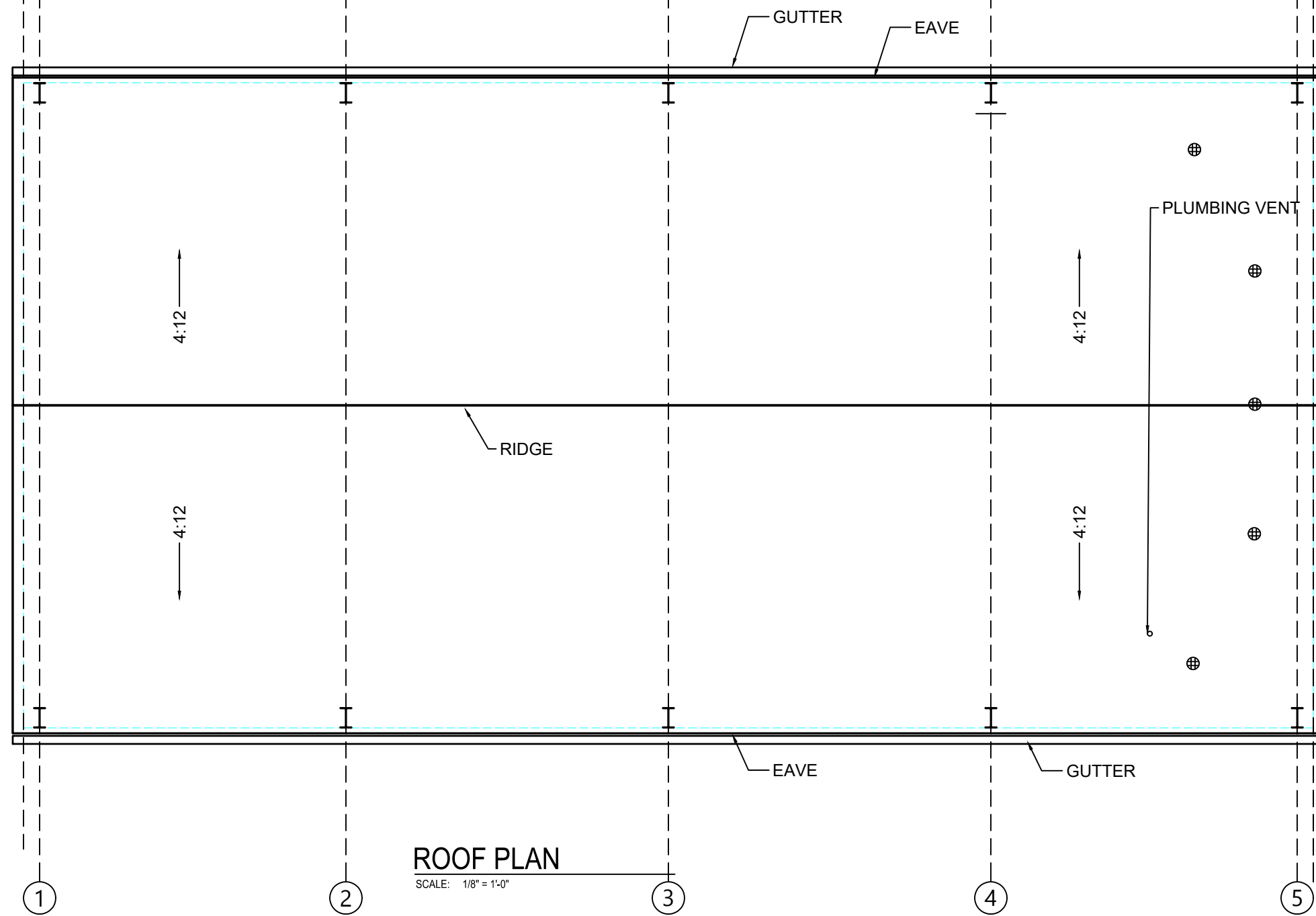
SHEET NO.
S3

GENERAL STRUCTURAL NOTES:

- 1.) FOUNDATION DESIGN IS BASED UPON AN ASSUMED SOIL BEARING CAPACITY OF 2,000 P.S.I. CONTRACTOR SHALL CONFIRM SOIL CAPACITY WITH A MINIMUM OF 3 SOIL COMPACTION TESTS INSIDE THE FOOTPRINT OF THE BUILDING. TEST BY A FLORIDA LICENSED SOIL ENGINEER = PROVIDE TEST RESULTS TO ARCHITECT FOR REVIEW.
- 2.) REMOVE ALL DEBRIS, SHELL MARL, ORGANIC MATERIALS AND ANY OTHER DELETERIOUS MATERIALS PRIOR TO THE PLACEMENT OF SOIL FILL.. REMOVE TO A DISTANCE OF 5 FEET BEYOND THE FOUNDATION AND ANY HORIZONTAL SLAB WORK.
- 3.) ALL SOIL FILL MATERIAL SHALL BE PLACED AND COMPACTED IN 10" LIFTS - MAXIMUM. AFTER FILL IS BROUGHT TO FINAL GRADE, PERFORM SOIL COMPACTION TESTS AT A RATE OF 2,000 SQ. FT. OF FOUNDATION AREA PER TEST. COMPACTION SHALL BE 98% MODIFIED PROCTOR. WATER CAN BE ADDED TO THE SOIL TO OBTAIN COMPACTION IF DEEMED ACCEPTABLE TO THE SOIL TESTING COMPANY. PERFORM SOIL COMPACTION TEST UNDER EVERY OTHER STRUCTURAL FOOTING. IF COMPACTION IS LESS THEN SPECIFIED, TEST THE NEXT ADJACENT FOOTING UNTIL COMPACTION IS AS SPECIFIED.
- 4.) CONCRETE SHALL BE 3,000 P.S.I. DESIGN MIX AS CERTIFIED FROM BATCH PLANT. SLUMP SHALL BE IN THE RANGE OF 4" TO 6" UNLESS BATCH PLANT ADDS PLASTICIZER AND CAN VERIFY THAT CONCRETE WILL TEST ABOVE 3,000 P.S.I. AT 28 DAYS. TAKE SLUMP TEST ON FIRST CONCRETE TRUCK AND EVERY 5 ADDITIONAL TRUCKS IE. TRUCK 1, TRUCK 6, TRUCK 11 ETC.. TAKE 4 CONCRETE TEST CYLINDERS FROM THE SAME TRUCKS AND PERFORM CONCRETE BREAKS AT 7 DAYS, 14 DAYS AND 28 DAYS TO VERIFY CONCRETE STRENGTH.
- 5.) CONCRETE SHALL BE PLACED PER A.C.I. STANDARDS AND AN ELECTRIC VIBRATOR SHALL BE UTILIZED TO CONSOLIDATE CONCRETE CONSISTENTLY AROUND FORMS AND REINFORCING MATERIALS. SURFACE FLATNESS SHALL BE 3/16" OR LESS MEASURED IN ANY 10 FOOT DIRECTION AND OVERALL SLAB SHALL BE WITHIN 1/8" OF LEVEL AT THE CORNERS OF THE BUILDING. CONCRETE SUB-CONTRACTOR SHALL BE RESPONSIBLE FOR ANY REPAIRS TO MAKE THE SLAB FLATNESS AND LEVELNESS MEET THESE REQUIREMENTS
- 6.) ALL REINFORCING STEEL WITH DEFORMATIONS SHALL BE GRADE 60 AND SHALL CONFORM TO ASTM A615. ALL CONTINUOUS STEEL SHALL BE LAPPED PER ACI 315 OR MINIMUM OF 12" WHICHEVER IS GREATER. ALL STEEL FABRICATION AND PLACEMENT SHALL MEET ACI 315 AND MINIMUM STEEL COVER SHALL COMPLY WITH ACI 318. WELDED WIRE MESH SHALL CONFORM TO ASTM A185 AND MESH SHALL LAP MINIMUM ONE FULL MESH WIDTH TYPICAL.
- 7.) ALL CONCRETE SHALL BE FINISHED AS FOLLOWS: FINISH FLOOR SLAB - MACHINE TROWEL SMOOTH FINISH & SIDEWALKS - BROOM FINISH
- 8.) COORDINATE FLOOR FINISHES W/. CONTRACTOR & DEPRES SLABS TO ACCOMMODATE FLOOR FINISHES & EQUIPMENT

FOOTING SCHEDULE					
MARK	TYPE	WIDTH	LENGTH	THICK.	REINFORCEMENT
1	COLUMN	3'-0"	3'-0"	2'-0"	(5) #5 BARS EA. WAY (TOP & BOTTOM)
2	COLUMN	4'-0"	4'-0"	2'-0"	(4) #5 BARS EA. WAY (TOP & BOTTOM)
3	STRIP	1'-6"	CONT.	2'-0"	(3) #5 BARS CONT. W/ #5 BARS TRANSVERSE @ 32" O.C.

REVISIONS		 NORTH FLORIDA PROFESSIONAL SERVICES, INC. P.O. BOX 3823 LAKE CITY, FL 32056 PH. 386-752-4675 LIC NO. LB8356	2551 BLAIRSTONE PINES DR. TALLAHASSEE, FL 32301 WWW.NFPS.NET CA# 29011	JOB NUMBER: L220810CCB EOR: ROBERT PHILLIP BISHOP JR. P.E. NO.: 43858	FOUNDATION NOTES BETHLEHEM PARK ASSEMBLY BUILDING COLUMBIA COUNTY, FLORIDA	SHEET NO.
DATE	DESCRIPTION					S4



ROOF PLAN

SCALE: 1/8" = 1'-0"

REVISIONS	
DATE	DESCRIPTION



NORTH FLORIDA PROFESSIONAL SERVICES, INC.

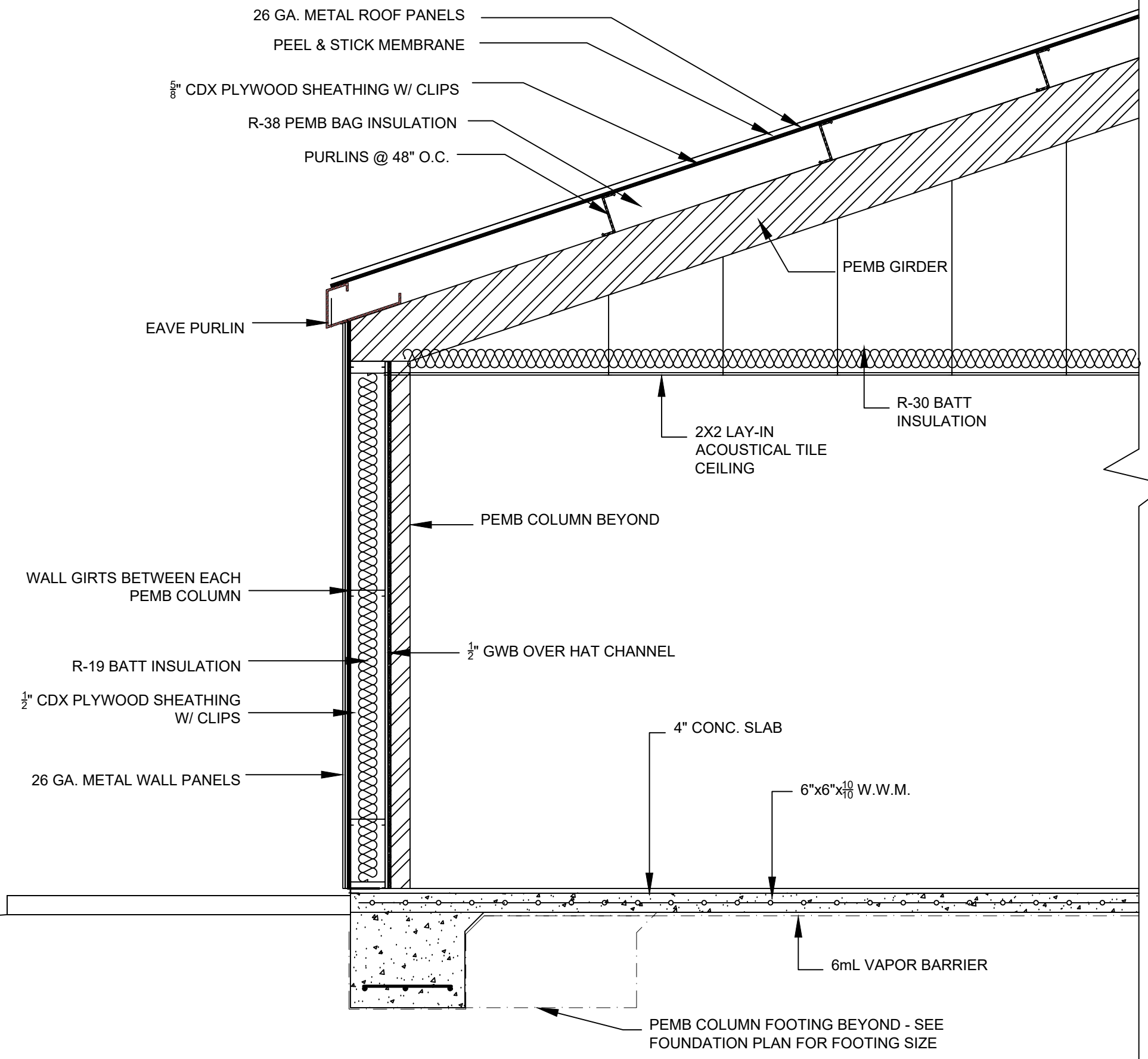
P.O. BOX 3823
LAKE CITY, FL 32056
PH. 386-752-4675
LIC NO. LB8356

2551 BLAIRSTONE PINES DR.
TALLAHASSEE, FL 32301
WWW.NFPS.NET
CA# 29011

JOB NUMBER:
L220810CCB
EOR:
ROBERT PHILLIP
BISHOP JR.
P.E. NO.:
43858

ROOF FRAMING PLAN
BETHLEHEM PARK ASSEMBLY BUILDING
COLUMBIA COUNTY, FLORIDA

SHEET NO.
S5



TYPICAL WALL SECTION
 SCALE: 1/2" = 1'-0"

REVISIONS	
DATE	DESCRIPTION



NORTH FLORIDA PROFESSIONAL SERVICES, INC.
 P.O. BOX 3823
 LAKE CITY, FL 32056
 PH. 386-752-4675
 LIC NO. LB8356

2551 BLAIRSTONE PINES DR.
 TALLAHASSEE, FL 32301
 WWW.NFPS.NET
 CA# 29011

JOB NUMBER:
 L220810CCB

ROBERT PHILLIP
 BISHOP JR.
 P.E. NO.:
 43858

BUILDING SECTION
BETHLEHEM PARK ASSEMBLY BUILDING
COLUMBIA COUNTY, FLORIDA

SHEET NO.
S6

THE OFFICIAL RECORD OF THIS SHEET IS THE ELECTRONIC FILE DIGITALLY SIGNED AND SEALED UNDER RULE 61G15-23.004, F.A.C.

GENERAL

1. THE CONTRACTOR SHALL COORDINATE BUILDING PLANS, MECHANICAL, ELECTRICAL, PLUMBING, AND CIVIL WORKS DOCUMENTS WITH THE STRUCTURAL CONTRACT DOCUMENTS. NOTIFICATION SHALL BE MADE TO THE ENGINEER AND OF ANY CONFLICT AND/OR OMISSIONS.
2. THE DRAWINGS SHOWN ARE FOR TYPICAL AND CERTAIN SPECIFIC CONDITIONS ONLY. PROVIDE DETAILS SIMILAR TO THOSE SHOWN FOR DETAILS THAT ARE NOT SPECIFICALLY SHOWN.
3. FOR DIMENSIONS NOT SHOWN ON THE STRUCTURAL CONTRACT DOCUMENTS, SEE THE BUILDING PLANS.
4. THE CONTRACTOR SHALL VERIFY EXISTING SITE CONDITIONS, DIMENSIONS, AND ELEVATIONS PRIOR TO STARTING WORK. THE ENGINEER SHALL BE NOTIFIED IN WRITING OF ANY DISCREPANCIES IN EXISTING SITE CONDITIONS, DIMENSIONS, OR ELEVATIONS TO THOSE SHOWN IN THE STRUCTURAL CONTRACT DOCUMENTS.
5. THE REVIEW OF SUBMITTALS AND/OR SHOP DRAWINGS BY THE ENGINEER DOES NOT RELIEVE THE CONTRACTOR OF THE SOLE RESPONSIBILITY TO REVIEW AND CHECK SHOP DRAWINGS PRIOR TO SUBMITTAL TO THE ENGINEER. THE CONTRACTOR REMAINS SOLELY RESPONSIBLE FOR ERRORS AND OMISSIONS ASSOCIATED WITH THE PREPARATION OF SHOP DRAWINGS AS THEY PERTAIN TO MEMBER SIZES, DETAILS, AND DIMENSIONS SPECIFIED IN THE CONTRACT DOCUMENTS. THE CONTRACTOR ALSO SHALL BE RESPONSIBLE FOR MEANS, METHOD, TECHNIQUES, SEQUENCES, AND PROCEDURES OF CONSTRUCTION.
6. THE CONTRACTOR IS SOLELY RESPONSIBLE FOR THE DESIGN, CONSTRUCTION, AND ERECTION OF SAFE AND ADEQUATE BRACING, SHORING, TEMPORARY SUPPORTS, ETC. REQUIRED FOR STABILITY OF THE STRUCTURE DURING ALL INTERMEDIATE STAGES OF CONSTRUCTION.
7. IN NO CASE SHALL STRUCTURAL ALTERATIONS OR WORK AFFECTING A STRUCTURAL MEMBER BE MADE, UNLESS APPROVED BY THE ENGINEER OF RECORD IN WRITING.
8. CONTRACTOR SHALL VERIFY ALL DIMENSIONS AND DETAILS SHOWN. NOTIFY THE ENGINEER OF ANY CHANGES OR MODIFICATIONS TO THE PLAN
9. ALL PRE-FABRICATED BUILDING ELEMENTS SHALL BE DESIGNED, FABRICATED AND ERECTED IN STRICT ACCORDANCE WITH ALL APPLICABLE CODES, SPECIFICATIONS AND REGULATIONS AND TO SUPPORT LOADS INDICATED IN THE STRUCTURAL DESIGN NOTES AND ANY CONCENTRATED LOADS. ALL REQUIRED BRACING (TEMPORARY AND PERMANENT) SHALL BE DESIGNED AND NOTED ON ERECTION DRAWINGS BY THE MANUFACTURER. CONTRACTOR SHALL PROVIDE SHOP DRAWINGS OF ALL PRE-FABRICATED ELEMENTS FOR REVIEW AND APPROVAL BY THE ENGINEER OF RECORD.
10. ALL FRAMING LUMBER SHALL BE SET AND SPACED AS INDICATED, SECURELY ATTACHED, NAILED, BRIDGED AND BLOCKED TO FORM A RIGID STRUCTURE. ALL WORK IS TO BE SECURELY SET, INCLUDING ANCHORING TO MASONRY AND CONCRETE.
11. PROVIDE BLOCKING, NAILERS, PLATES AND OTHER MISCELLANEOUS WHERE SHOWN AND REQUIRED. SECURELY FASTEN BLOCKING IN PLACE. PLACE BOLTS IN CONCRETE, MASONRY AND STEEL FOR THE FASTENING OF BLOCKING AND PLATES WHERE SHOWN AND/OR REQUIRED.
12. ALL WOOD AND METAL STUDS SHALL BE SPACED AT 16" O.C, UNLESS OTHERWISE NOTED ON THE PLANS, WITH A SINGLE SOLE PLATE, DOUBLE TOP PLATE AND A CONTINUOUS ROW OF SOLID GIRTS AT THE CENTER OF HEIGHT. ALL OPENINGS SHALL HAVE WOOD NAILERS AT EACH JAMB AND HEADER.
13. ALL WALLS AND OTHER STRUCTURAL MEMBERS SHALL BE TEMPORARILY BRACED UNTIL PERMANENT BRACING IS IN PLACE.
14. ALL WINDOW AND DOOR HEADERS WITH A MAXIMUM SPAN OF 6'-0" IN A NONBEARING STUD WALL SHALL BE 2-6" METAL HEADERS FOR 4" WALLS.
15. ALL FLASHING AND WATERPROOFING BY CONTRACTOR.

MEANS AND METHODS:

THE STRUCTURAL ENGINEER SHALL NOT HAVE CONTROL OR BE RESPONSIBLE FOR CONSTRUCTION MEANS, METHODS, TECHNIQUES, PROCEDURES, OR SEQUENCES; FOR THE ACTS OR OMISSIONS OF THE CONTRACTOR OR ANY OTHER PERSONS PERFORMING THE WORK OR FOR THE FAILURE FOR ANY OF THEM TO CONSTRUCT THE WORK IN ACCORDANCE WITH THE CONTRACT DOCUMENTS.

FOUNDATION PLAN ONLY CONVEYS STRUCTURAL INFORMATION. FOR GENERAL FEATURES, CONDUITS, ELECTRICAL EMBEDS, STEP HEIGHTS, ETC., SEE BUILDING PLANS. DO NOT SCALE FOOTING DIMENSIONS AND LOCATION FROM THE FOUNDATION PLAN SHOWN. DO NOT DETERMINE FOOTING LOCATION BASED ON EITHER THE BUILDING PLAN OR FRAMING PLAN, BUT BY DIMENSIONS PROVIDED ON FOUNDATION PLAN. IF FOOTING SIZE OR LOCATION IS NOT DETERMINED ON PLAN THEN CONTACT THE ENGINEER OF RECORD (EOR).

UNLESS OTHERWISE NOTED ON DRAWINGS, MINIMUM CONCRETE COVER FOR REINFORCING SHALL BE 3" IN FOOTINGS AND WIRE MESH SHALL BE CENTERED IN SLAB ON GRADE. IN ALL CONTINUOUS FOOTINGS PROVIDE #3 BARS @ 48" O.C. OR ROD CHAIRS. PROVIDE CONTINUITY OF REINFORCING AT INTERSECTIONS OF PERPENDICULAR CONCRETE ELEMENTS BY INSTALLING CORNER BARS, MINIMUM OF 40 BAR DIAMETERS INTO EACH ELEMENT. SPLICES IN REINFORCING, WHERE PERMITTED SHALL BE 48 BAR DIAMETERS.

MASONRY STEMWALLS: ALL CONCRETE MASONRY UNITS SHALL BE COMPOSED OF ASTM C90E, GRADE N-1 HOLLOW CONCRETE MASONRY UNITS WITH TYPE 'S' MORTAR. WALL COURSING SHALL BE RUNNING BONDS, STACK BONDS SHALL NOT BE USED. GROUT ALL CELLS CONTAINING VERTICAL REINFORCEMENT WITH 3000psi PEA ROCK CONCRETE GROUT. SPLICES IN REINFORCING, WHERE PERMITTED, SHALL BE 48 BAR DIAMETERS. ALL CELLS BELOW FINISHED SHALL BE GROUTED SOLID. ALL EXTERIOR WALLS SHALL BE REINFORCED FULL HEIGHT WITH #4 @ 4'-0" O.C. MAX. AND AT EACH CORNER, WALL END AND WALL INTERSECTIONS. PROVIDE CONTINUITY OF REINFORCING AT INTERSECTIONS OF PERPENDICULAR MASONRY ELEMENTS BY INSTALLING CORNER BARS, MINIMUM OF 40 BAR DIAMETERS INTO EACH ELEMENT. AT STEMWALL CONSTRUCTED OF 5 OR MORE COURSES, PROVIDE HORIZONTAL JOINT REINFORCEMENT AT 16" O.C. VERTICALLY (EVERY OTHER COURSE), AND VERTICAL REINFORCEMENT SHALL BE INCREASED AS NOTED UNLESS NOTED OTHERWISE.. LAP JOINT REINFORCING SHALL BE A MINIMUM OF 6".

CONCRETE SLABS ON GRADE:


SHALL BE INSTALLED OVER MIN. 6 MIL POLYETHYLENE VAPOR RETARDER WITH JOINTS LAPPED 6" AND SEALED OVER CLEAN, COMPACTED EARTH OR FILL WITH APPROVED CHEMICAL SOIL TREATMENT FOR PREVENTION OF SUBTERRANEAN TERMITES.

SAWCUTS:

FOR CONTROLLED CRACKING, CUT A 1" SAWCUT INTO SLAB IN A 20'BY20' GRID WITHIN 12 HOURS OF CONCRETE PLACEMENT. PROVIDE SAWCUTS THROUGHOUT SLAB AND WHERE SHOWN ON FOUNDATION PLAN. CONTACT EOR FOR ALTERNATIVE METHODS.

WOOD FRAMING SPECIFICATIONS:

ALL WOOD MEMBERS EXPOSED TO WEATHER OR IN CONTACT WITH MASONRY, CONCRETE OR SOIL SHALL BE PRESSURE-TREATED (PT). PT LUMBER INDICATED IN SECTIONS PRESERVED WITH SODIUM BORATE (DOT-DISODIUM OCTABORATE TERA HYDRATE). IF HOWEVER, ACQ OR PRESERVATIVE IS USED, ALL ATTACHED FASTENERS SHALL BE STAINLESS STEEL.

REVISIONS		 NORTH FLORIDA PROFESSIONAL SERVICES, INC. P.O. BOX 3823 LAKE CITY, FL 32056 PH. 386-752-4675 LIC NO. LB8356	2551 BLAIRSTONE PINES DR. TALLAHASSEE, FL 32301 WWW.NFPS.NET CA# 29011	JOB NUMBER: L220810CCB ROBERT PHILLIP BISHOP JR. P.E. NO.: 43858	STRUCTURAL NOTES BETHLEHEM PARK ASSEMBLY BUILDING COLUMBIA COUNTY, FLORIDA	SHEET NO. S7
DATE	DESCRIPTION					

MATERIAL SPECIFICATIONS:

HARDWARE AND ANCHORS:

ANCHOR BOLTS & THREADED ROD: SHALL BE IN ACCORDANCE WITH ASTM A 307 OR ASTM F 1554 GRADE 36.
QT WIRE ROPE: # $\frac{1}{8}$ " \emptyset & # $\frac{3}{8}$ " \emptyset , GALVANIZED "AIRCRAFT" DESIGNED 7X19 w/ A MIN., BREAKING STRENGTH OF 7,000lbs. & 14,000lbs RESPECTFULLY.
WASHERS: SHALL BE IN ACCORDANCE WITH ASTM A 500 (GRADE B).
NUTS: SHALL BE IN ACCORDANCE WITH ASTM A 563 GRADE A HEX.
METAL CONNECTORS: ALL METAL CONNECTORS WHICH ARE EXPOSED TO EXTERIOR SHALL BE GALVANIZED.
RETROFIT REBAR/ROD INSTALLATION: EMBEDMENT OF RODS OR REBAR DOWELS SHALL BE 12 BAR DIAMETER MIN., HOLES SHALL BE 1/4" LARGER THAN REBAR AND 1/8" LARGER THAN THREADED ROD SIZE (U.O.N.)
ANCHORING ADHESIVE: SHALL BE ONE OF THE FOLLOWING PRODUCTS (DUAL CARTRIDGE INSTALLATION ONLY): EPOXY: SIMPSON SET OR EQUAL.
REINFORCING STEEL: SHALL BE ASTM A615, GRADE 60.
STRUCTURAL STEEL: SHALL BE ASTM A992, GRADE 50.
WELDED WIRE FABRIC (WWF): SHALL BE ASTM A185.

CONCRETE SPECIFICATIONS:

ALL CONCRETE HAS BEEN DESIGNED IN ACCORDANCE WITH ACI 318-14 AND SHALL BE CONSTRUCTED IN ACCORDANCE WITH ACI 301.
ALL CONCRETE SHALL HAVE A 28 DAY COMPRESSIVE STRENGTH OF 3000 psi.

FOOTING AND FOUNDATIONS:

FOOTINGS AND FOUNDATIONS SHALL BE IN ACCORDANCE WITH LOCAL BUILDING CODES . FOOTINGS HAVE BEEN DESIGNED WITH A SOIL BEARING (DESIGN MAXIMUM) OF 2000psf. A SOIL INVESTIGATION REPORT IS RECOMMENDED TO VERIFY SUITABLE SUBSURFACE CONDITIONS. IF THE FOOTING ELEVATIONS SHOWN OCCUR IN A DISTURBED OR UNSTABLE SOIL, THE ENGINEER SHALL BE NOTIFIED. SOIL SHALL BE FREE OF ORGANIC MATERIAL AND COHESIVE (CLAY) SOILS. SOIL COMPACTION AND FILL SHALL BE COMPACTED TO A MIN. OF 95% MODIFIED PROCTOR IN ACCORDANCE WITH ASTM D 1557.


ROOF COVERING SPECIFICATIONS:

THE CONTRACTOR SHALL BE RESPONSIBLE FOR THE DESIGN AND INSTALLATION OF THE ROOF COVERING SYSTEM. ASPHALT SHINGLES SHALL COMPLY WITH ASTM D3161 AND BE INSTALLED ACCORDING TO THE MANUFACTURER'S REQUIREMENTS. CLAY AND TILE ROOFS SHALL BE INSTALLED PER THE "CONCRETE AND CLAY ROOF TILE INSTALLATION MANUAL" AND THE MANUFACTURER'S REQUIREMENTS.
STANDING SEAM METAL ROOFS SHALL COMPLY WITH ASTM E1514 AND BE INSTALLED ACCORDING TO THE MANUFACTURER'S REQUIREMENTS. THE CONTRACTOR SHALL BE RESPONSIBLE FOR THE DESIGN AND INSTALLATION OF ALL METAL FLASHING AND VALLEY MATERIALS.

CERTIFICATION:

THE STRUCTURE SHOWN ON THESE PLANS IS DESIGNED TO WITHSTAND WINDS OF 120 MPH, 3 SECOND GUSTS & 120 MPH SUSTAINED WINDS: IN ACCORDANCE WITH CH. 16, FBC, EXPOSURE CATEGORY "C"

THE OFFICIAL RECORD OF THIS SHEET IS THE ELECTRONIC FILE DIGITALLY SIGNED AND SEALED UNDER RULE 61G15-23.004, F.A.C.

REVISIONS		 NORTH FLORIDA PROFESSIONAL SERVICES, INC. P.O. BOX 3823 LAKE CITY, FL 32056 PH. 386-752-4675 LIC NO. LB8356	2551 BLAIRSTONE PINES DR. TALLAHASSEE, FL 32301 WWW.NFPS.NET CA# 29011	JOB NUMBER: L220810CCB ROBERT PHILLIP BISHOP JR. P.E. NO.: 43858	STRUCTURAL NOTES BETHLEHEM PARK ASSEMBLY BUILDING COLUMBIA COUNTY, FLORIDA	SHEET NO. S8
DATE	DESCRIPTION					

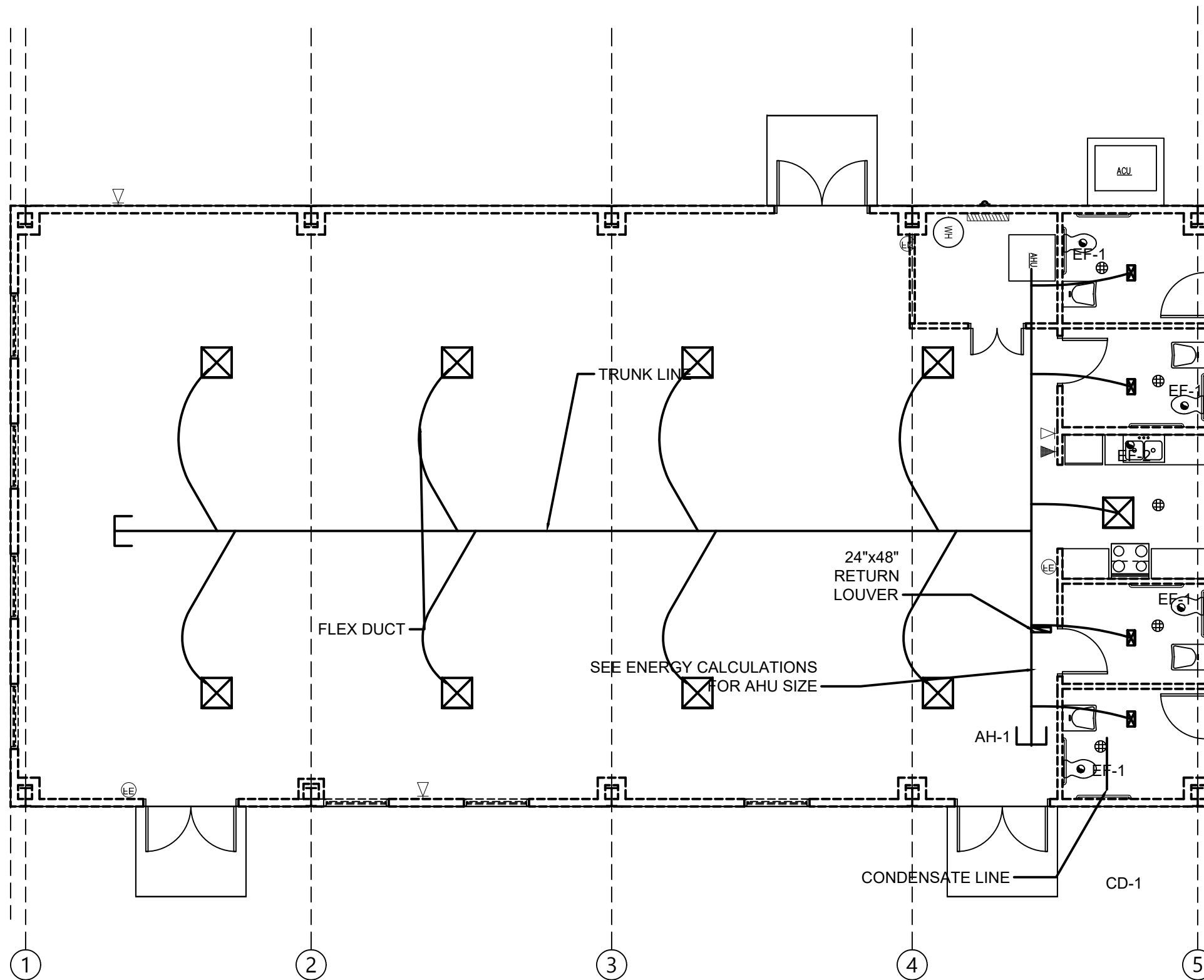
HVAC EQUIPMENT LIST

AH - 1/CD - 1:
SPLIT AIR HEAT PUMP;
12 SEER (MIN.); 240V;
SINGLE PHASE
5 TON MINIMUM

NOTE: THIS HVAC PLAN IS INTENDED TO SHOW SCHEMATICALLY THE LAYOUT OF THE HVAC COMPONENTS. THE FINAL LOCATION AND SIZING OF THESE COMPONENTS SHALL BE THE RESPONSIBILITY OF A LICENSED HVAC CONTRACTOR. ALL WORK SHALL BE PERFORMED IN ACCORDANCE WITH ALL APPLICABLE CODES.

EXHAUST FANS

- EF1 - 75 CFM
LESS THAN 2.0 SONES
EXAMPLE: BROAN A80
- EF2 - 250 CFM (MINIMUM)
DUCTED AND VENTED TO OUTSIDE
3 SPEED WITH PUSH BUTTON CONTROLS
LED LIGHTS/ REMOVABLE MESH GREASE FILTER
FINISH TO BE CHOSE BY OWNER
EXAMPLE: BROAN 150-250 CFM 30" UNDER CABINET RANGE HOOD



MECHANICAL PLAN

SCALE: 1/8" = 1'-0"

REVISIONS	
DATE	DESCRIPTION



NORTH FLORIDA PROFESSIONAL SERVICES, INC.

P.O. BOX 3823
LAKE CITY, FL 32056
PH. 386-752-4675
LIC NO. LB8356

2551 BLAIRSTONE PINES DR.
TALLAHASSEE, FL 32301
WWW.NFPS.NET
CA# 29011

JOB NUMBER:
L220810CCB
EOR:
ROBERT PHILLIP
BISHOP JR.
P.E. NO.:
43858

MECHANICAL PLAN BETHLEHEM PARK ASSEMBLY BUILDING COLUMBIA COUNTY, FLORIDA


SHEET NO.
M1

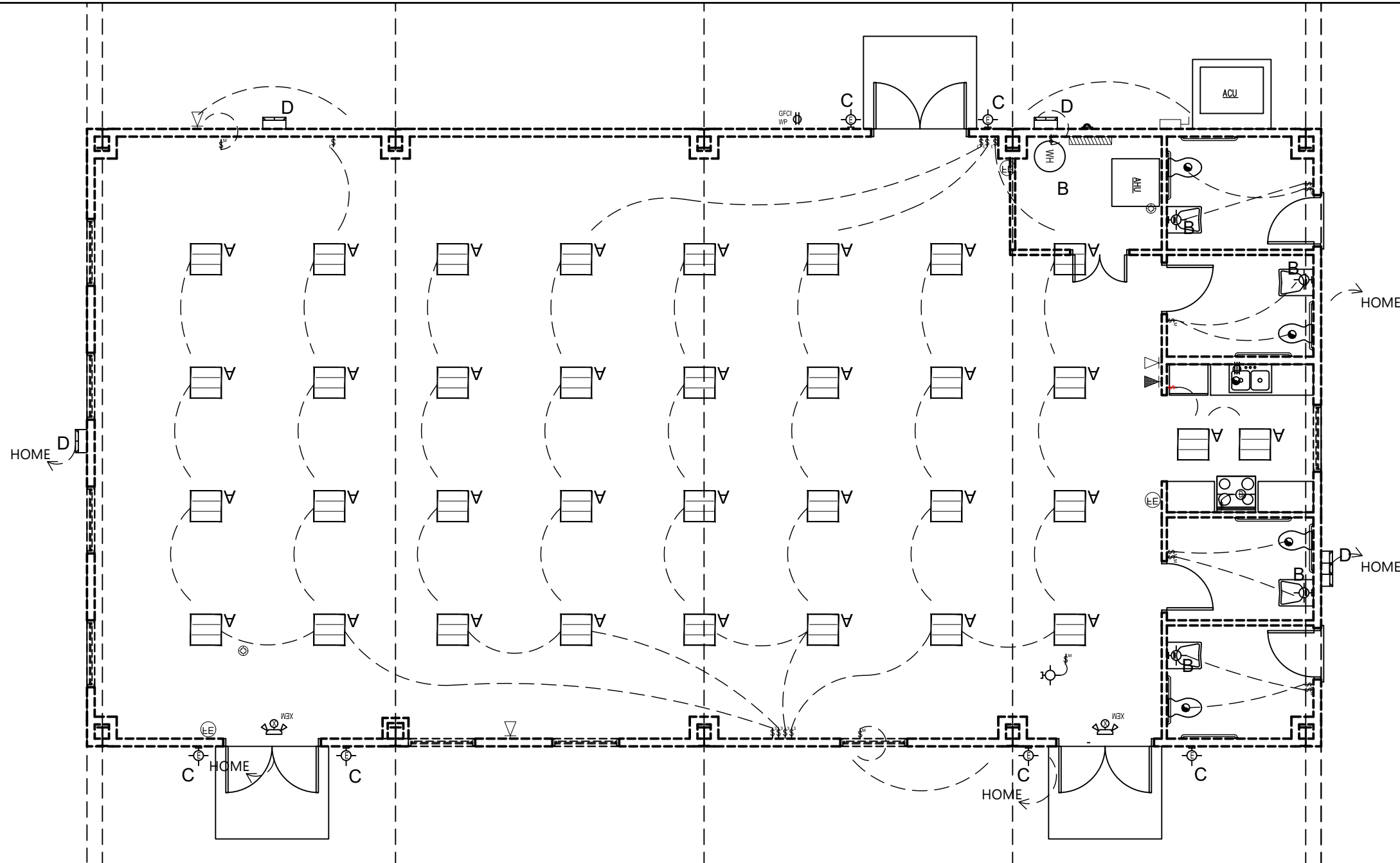
THE OFFICIAL RECORD OF THIS SHEET IS THE ELECTRONIC FILE DIGITALLY SIGNED AND SEALED UNDER RULE 61G15-23.004, F.A.C.

HVAC NOTES:

1. THIS TRADE SHALL COORDINATE FULLY WITH ALL OTHER TRADES ASSOCIATED WITH THIS PROJECT TO VERIFY THE LOCATION AND ELEVATION OF ALL EQUIPMENT, PIPES, CONDUITS, AND DUCTS TO PREVENT CONFLICTS DURING CONSTRUCTION. ANY RELOCATION OR REROUTING OF EQUIPMENT, PIPES, CONDUITS, OR DUCT RESULTED FROM A LACK OF COORDINATION BETWEEN TRADES SHALL BE AT THE CONTRACTORS EXPENSE.
2. EQUIPMENT ROUGH-INS ARE ACCURATE TO THE BEST OF THE DESIGNERS KNOWLEDGE, HOWEVER IN SOME INSTANCES THE OWNER OR SUPPLIER MAY SUBSTITUTE OR THE EQUIPMENT ITEM MAY VARY FROM WHAT IS SHOWN ON THE PLANS. THE CONTRACTOR OR HIS TRADESMAN SHALL VERIFY ALL CRITICAL DIMENSIONS WITH THE OWNER OR SUPPLIER PRIOR TO BEGINNING CONSTRUCTION. FAILURE OF THE CONTRACTOR TO VERIFY THESE DIMENSIONS SHALL PLACE THE RESPONSIBILITY FOR ANY SUBSEQUENT RELOCATION DIRECTLY ON THE CONTRACTOR.
3. THE SUBMISSION OF A PROPOSAL BY THE CONTRACTOR OR A TRADESMAN SHALL BE CONSTRUED AS EVIDENCE THAT THE CONTRACTOR OR TRADESMAN HAS FAMILIARIZED HIMSELF WITH THE PLANS AND EXISTING SITE CONDITIONS. ANY SUDSEQUENT CLAIMS FOR AN INCREASE IN THE COST OF MATERIALS AND/OR LABOR RESULTING FROM DIFFICULTIES THAT COULD HAVE BEEN REASONABLE FORSEEN HAD A PROPER EXAMINATION BEEN MADE WILL BE DENIED.
4. THE CONTRACTOR AND HIS TRADES SHALL VISIT THE SITE AND THOROUGHLY INSPECT ALL EXISTING CONDITIONS TO ASSURE THAT THE WORK REPRESENTED IN THE PLANS AND SPECIFICATIONS AND EQUIPMENT PURCHASED WILL FIT INTO THE SPACE ALLOCATED AND CAN BE INSTALLED AS INDICATED.
5. THE CONTRACTOR SHALL OBTAIN AN PAY FOR ALL PERMITS, LICENSES, DOCUMENTS AND SERVICES RELATED TO THE INSTALLATION OF THE WORK.
6. ALL WORK SHALL BE COMPLETED IN ACCORDANCE WITH ALL FEDERAL, STATE AND LOCAL CODES HAVING JURISDICTION.
7. THE CONTRACTOR SHALL PROVIDE A COMPLETE HVAC SYSTEM TO INCLUDE LABOR, MATERIALS, EQUIPMENT AND TOOLS NECESSARY FOR A COMPLETELY OPERATIONAL SYSTEM, INCLUDING ANY APPURTENANCES CUSTOMARILY INCLUDED IF NOT SPECIFICALLY CALLED OUT. AT THE COMPLETION OF THE INSTALLATION, THE MECHANICAL CONTRACTOR SHALL THOROUGHLY TEST THE SYSTEM TO ENSURE IT IS OPERATIONING PROPERLY.
8. THE COMPLETED INSTALLATION SHALL BE IN ACCORDANCE WITH MANUFACTURERS RECOMMENDATIONS AND ALL APPLICABLE INDUSTRY STANDARDS.
9. ALL MECHANICAL WORK SHALL BE LOCATED SO AS TO AVOID CONFLICT WITH OTHER TRADES AND PROVIDE ADEQUATE CLEARANCES FOR THE ARCHITECTURAL DESIGN ELEMENTS AND PROPER OPERATION AND MAINTENANCE OF ALL EQUIPMENT.
10. THE MECHANICAL CONTRACTOR SHALL PROVIDE A STATUTORY AFFIDAVIT AS PROVIDED BY THE OWNER. HE SHALL WARRANT AND GUARANTEE ALL HIS MATERIALS AND WORKMANSHIP FOR A PERIOD OF ONE (1) YEAR FROM THE DATE OF ACCEPTANCE.
11. DO NOT SCALE DIMENSIONS FROM THIS DRAWING. REFER TO FLOOR PLAN FOR BUILDING DIMENSIONS.
12. ALL DUCTWORK SHALL BE FABRICATED AND INSTALLED IN ACCORDANCE WITH THE MOST RECENTLY PUBLISHED ASHRAE AND SMACNA STANDARDS.
13. ALL SUPPLY TRUNK DUCT SHALL BE CONSTRUCTED OF METAL DUCT MATERIAL (R-6 MIN. INSULATION).
14. ALL FLEXIBLE ROUND DUCT SHALL HAVE AN R-6 FIBERGLASS INSULATION ENCASED IN A VAPOR BARRIER OF SEAMLESS, NON-COMBUSTIBLE, CO-POLYMER PLASTIC. INSTALL METAFLEX CLASS I, TYPE 500 AIR DUCT OR UL LISTED EQUAL.
15. ALL FLEXIBLE DUCT SHALL BE CONNECTED TO TRUNK WITH A COMPATABLE DUCT BOOT AND SHALL BE TAPED TO PROVIDE AN AIRTIGHT SEAL.
16. THE MANUFACTURER'S MINIMUM CLEARANCE RECOMMENDATIONS SHALL BE MAINTAINED ON ALL EQUIPMENT AND DUCT WORK.
17. THE MECHANICAL CONTRACTOR SHALL CAREFULLY COORDINATE THE LOCATION OF ALL DUCTS, GRILLES, DIFFUSERS, ETC. WITH THE CEILING GRID, PLUMBING, LIGHTING, AND WALL FRAMING.
18. THE SYSTEM SHALL BE BALANCED TO PROVIDED THE REQUIRED CFM'S FOR EACH AREA.
19. ALL FLEX DUCT HANGERS SHALL BE A MINIMUM OF 1" WIDE.
20. EXHAUST FANS SHALL BE FURNISHED WITH BIRDSCREENS, BACKDRAFT DAMPERS, AND DISCONNECTS WERE APPLICABLE AND IN ACCORDANCE WITH THE PLANS.
21. THE CONTRACTOR MUST VERIFY THE LOCATION OF THERMOSTATS WITH OWNER AND CAREFULLY COORDINATE WITH THE INTERIOR FINISHES.
22. THERMOSTATS SHALL INSTALLED 5'-0" A.F.F. WITH A LOCK BOX.
23. ALL CONTROL WIRING DIAGRAMS SHALL BE FURNISHED BY THE MECHANICAL CONTRACTOR TO THE ELECTRICAL CONTRACTOR.
24. PROVIDED FILTERED OUTSIDE FRESH AIR INTO THE RETURN OF EACH UNIT WITH A DAMPER.
25. ALL CONDENSATE DRAIN LINES SHALL BE SCHEDULE 40 PVC SLOPED AT 1/2" PER FOOT OF RUN WITH RETENTION.
26. ALL RETURN DUCTS SHALL BE FABRICATED FROM FIBERGLASS DUCT BOARD.

THE OFFICIAL RECORD OF THIS SHEET IS THE ELECTRONIC FILE DIGITALLY SIGNED AND SEALED UNDER RULE 61G15-23.004, F.A.C.

REVISIONS			NORTH FLORIDA PROFESSIONAL SERVICES, INC. P.O. BOX 3823 LAKE CITY, FL 32056 PH. 386-752-4675 LIC NO. LB8356	2551 BLAIRSTONE PINES DR. TALLAHASSEE, FL 32301 WWW.NFPS.NET CA# 29011	JOB NUMBER: L220810CCB EOR: ROBERT PHILLIP BISHOP JR. P.E. NO.: 43858	<h2 style="margin: 0;">MECHANICAL NOTES</h2> <h3 style="margin: 0;">BETHLEHEM PARK ASSEMBLY BUILDING</h3> <h3 style="margin: 0;">COLUMBIA COUNTY, FLORIDA</h3>	SHEET NO.
DATE	DESCRIPTION						M2

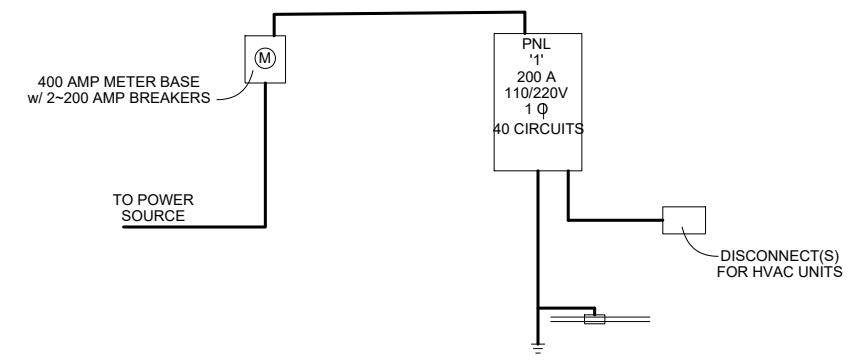


ELECTRICAL LIGHTING PLAN

SCALE: 1/8" = 1'-0"

LIGHT FIXTURE 'A'	LITHONIA 2X2 LAY-IN TROFFER
LIGHT FIXTURE 'B'	LITHONIA WALL BRACKET FLUORESCENT T8, 64 W 120 V
LIGHT FIXTURE 'C'	LITHONIA OVWP LED SINGLE LIGHT 9" LED WALL SCNCE
LIGHT FIXTURE 'D'	LITHONIA TWH SINGLE LIGHT 15 3/4" LED WALL PACK

NOTE: THIS ELECTRICAL PLAN IS INTENDED TO SHOW SCHEMATICALLY THE LAYOUT OF THE ELECTRICAL COMPONENTS. THE FINAL LOCATION AND SIZING OF THESE COMPONENTS SHALL BE THE RESPONSIBILITY OF A LICENSED ELECTRICAL CONTRACTOR. ALL WORK SHALL BE PERFORMED IN ACCORDANCE WITH ALL APPLICABLE CODES.



ELECTRICAL RISER DIAGRAM

REVISIONS	
DATE	DESCRIPTION



NORTH FLORIDA PROFESSIONAL SERVICES, INC.
 P.O. BOX 3823
 LAKE CITY, FL 32056
 PH. 386-752-4675
 LIC NO. LB8356

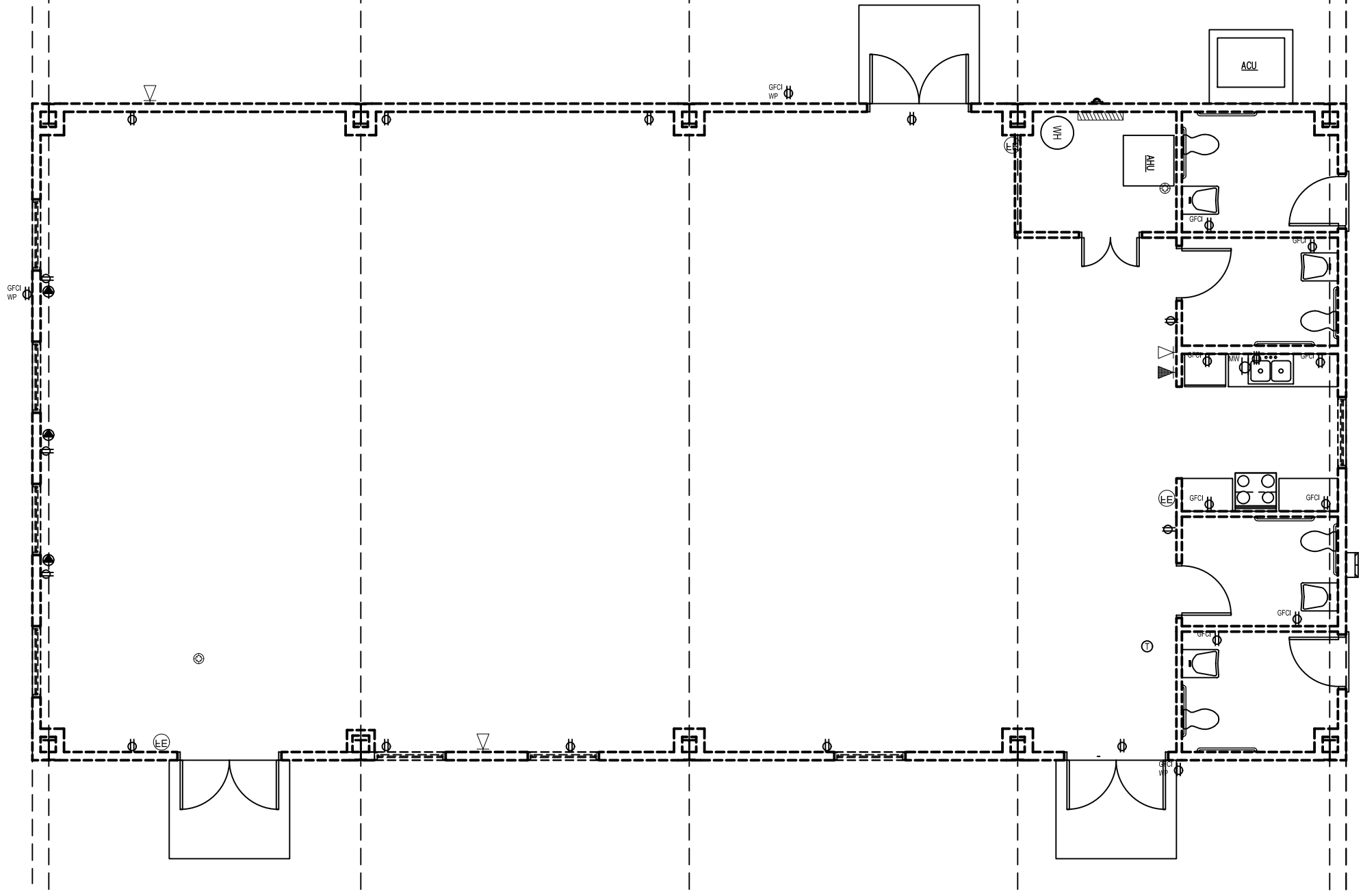
2551 BLAIRSTONE PINES DR.
 TALLAHASSEE, FL 32301
 WWW.NFPS.NET
 CA# 29011

JOB NUMBER:
 L220810CCB
 EOR:
 ROBERT PHILLIP
 BISHOP JR.
 P.E. NO.:
 43858

ELECTRICAL LIGHTING PLAN BETHLEHEM PARK ASSEMBLY BUILDING COLUMBIA COUNTY, FLORIDA

SHEET NO.
E1

THE OFFICIAL RECORD OF THIS SHEET IS THE ELECTRONIC FILE DIGITALLY SIGNED AND SEALED UNDER RULE 61G15-23.004, F.A.C.



ELECTRICAL POWER PLAN

SCALE: 1/8" = 1'-0"

ELECTRICAL NOTES:

1. THIS TRADE SHALL COORDINATE FULLY WITH ALL OTHER TRADES ASSOCIATED WITH THIS PROJECT TO VERIFY THE LOCATION AND ELEVATION OF ALL EQUIPMENT, PIPES, CONDUITS, AND DUCTS TO PREVENT CONFLICTS DURING CONSTRUCTION. ANY RELOCATION OR REROUTING OF EQUIPMENT, PIPES, CONDUITS, OR DUCT RESULTED FROM A LACK OF COORDINATION BETWEEN TRADES SHALL BE AT THE CONTRACTORS EXPENSE.
2. EQUIPMENT ROUGH-INS ARE ACCURATE TO THE BEST OF THE DESIGNERS KNOWLEDGE. HOWEVER IN SOME INSTANCES THE OWNER OR SUPPLIER MAY SUBSTITUTE OR THE EQUIPMENT ITEM MAY VARY FROM WHAT IS SHOWN ON THE PLANS. THE CONTRACTOR OR HIS TRADESMAN SHALL VERIFY ALL CRITICAL DIMENSIONS WITH THE OWNER OR SUPPLIER PRIOR TO BEGINNING CONSTRUCTION. FAILURE OF THE CONTRACTOR TO VERIFY THESE DIMENSIONS SHALL PLACE THE RESPONSIBILITY FOR ANY SUBSEQUENT RELOCATION DIRECTLY ON THE CONTRACTOR.
3. THE SUBMISSION OF A PROPOSAL BY THE CONTRACTOR OR A TRADESMAN SHALL BE CONSTRUED AS EVIDENCE THAT THE CONTRACTOR OR TRADESMAN HAS FAMILIARIZED HIMSELF WITH THE PLANS AND EXISTING SITE CONDITIONS. ANY SUBSEQUENT CLAIMS FOR AN INCREASE IN THE COST OF MATERIALS AND/OR LABOR RESULTING FROM DIFFICULTIES THAT COULD HAVE BEEN REASONABLE FORSEEN HAD A PROPER EXAMINATION BEEN MADE WILL BE DENIED.
4. THE CONTRACTOR AND HIS TRADES SHALL VISIT THE SITE AND THOROUGHLY INSPECT ALL EXISTING CONDITIONS TO ASSURE THAT THE WORK REPRESENTED IN THE PLANS AND SPECIFICATIONS AND EQUIPMENT PURCHASED WILL FIT INTO THE SPACE ALLOCATED AND CAN BE INSTALLED AS INDICATED.
5. THE CONTRACTOR SHALL OBTAIN AN PAY FOR ALL PERMITS, LICENSES, DOCUMENTS AND SERVICES RELATED TO THE INSTALLATION OF THE WORK.
6. ALL WORK SHALL BE COMPLETED IN ACCORDANCE WITH ALL FEDERAL, STATE AND LOCAL CODES HAVING JURISDICTION.
7. THE CONTRACTOR SHALL PROVIDE A COMPLETE ELECTRICAL SYSTEM TO INCLUDE LABOR, MATERIALS (INCLUDING BULBS), EQUIPMENT AND TOOLS NECESSARY FOR A COMPLETELY OPERATIONAL SYSTEM, INCLUDING ANY APPURTENANCES CUSTOMARILY INCLUDED IF NOT SPECIFICALLY CALLED OUT. AT THE COMPLETION OF THE INSTALLATION, THE ELECTRICAL CONTRACTOR SHALL THOROUGHLY TEST THE SYSTEM TO ENSURE IT IS OPERATING PROPERLY.
8. THE COMPLETED INSTALLATION SHALL BE IN ACCORDANCE WITH MANUFACTURER'S RECOMMENDATIONS AND ALL APPLICABLE INDUSTRY STANDARDS.
9. ALL ELECTRICAL WORK SHALL BE LOCATED SO AS TO AVOID CONFLICT WITH OTHER TRADES AND PROVIDE ADEQUATE CLEARANCES FOR THE ARCHITECTURAL DESIGN ELEMENTS AND PROPER OPERATION AND MAINTENANCE OF ALL EQUIPMENT.
10. THE ELECTRICAL CONTRACTOR SHALL PROVIDE A STATUTORY AFFIDAVIT AS PROVIDED BY THE OWNER. HE SHALL WARRANT AND GUARANTEE ALL HIS MATERIALS AND WORKMANSHIP FOR A PERIOD OF ONE (1) YEAR FROM THE DATE OF ACCEPTANCE.
11. DO NOT SCALE DIMENSIONS FROM ELECTRICAL PLAN. REFER TO FLOOR PLAN FOR BUILDING DIMENSIONS.
12. ALL WIRING SHALL BE COPPER.
13. PROVIDE CONDUIT AND WIRING UNDER PARKING AREA FOR EXTERIOR SIGN.
14. PROVIDE 2" CONDUIT FROM OUTSIDE OF PAVED AREA TO TELEPHONE PANEL BOX.

ELECTRICAL POWER SYMBOLS	
TYPE	DESCRIPTION
⊕	SPECIAL PURPOSE RECEPTACLE (240)
⊕	OUTSIDE TELEPHONE RECEPTACLE (6 PAIR MIN.)
⊕	ETHERNET DATA RECEPTACLE
⊕	SMOKE DETECTOR, INTERCONNECTED
⊕	DISCONNECT (SIZE VARIES)
⊕	FIRE EXTINGUISHER (RECESSED) - TYPE ABC, 10 LBS MINIMUM
⊕	STANDARD DUPLEX RECEPTACLE
⊕	GROUND FAULT INTERRUPTER RECEPTACLE

REVISIONS	
DATE	DESCRIPTION

NORTH FLORIDA PROFESSIONAL SERVICES, INC.
 P.O. BOX 3823
 LAKE CITY, FL 32056
 PH. 386-752-4675
 LIC NO. LB8356

2551 BLAIRSTONE PINES DR.
 TALLAHASSEE, FL 32301
 WWW.NFPS.NET
 CA# 29011

JOB NUMBER:
L220810CCB
EOR:
ROBERT PHILLIP
BISHOP JR.
P.E. NO.:
43858

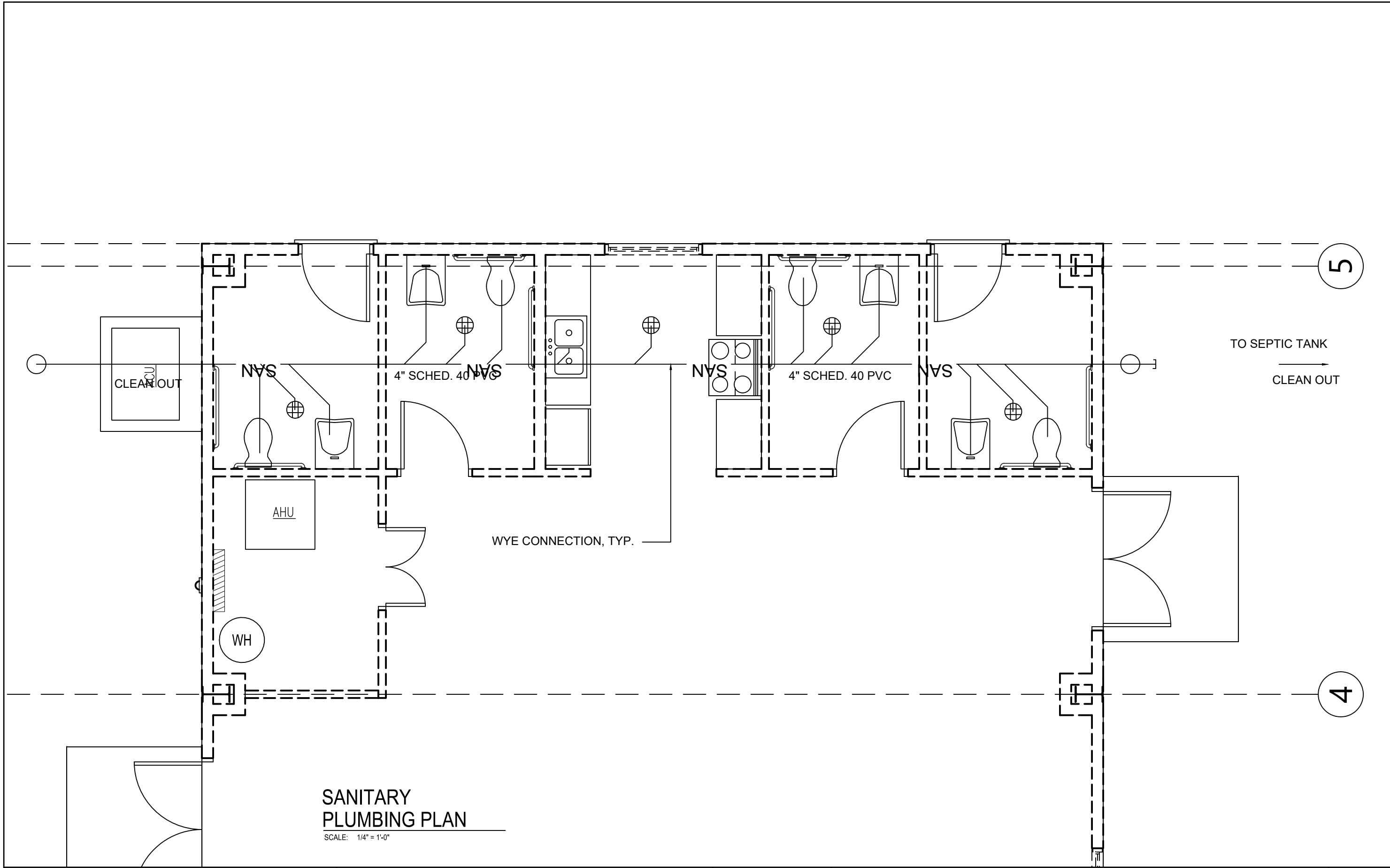
ELECTRICAL POWER PLAN

BETHLEHEM PARK ASSEMBLY BUILDING

COLUMBIA COUNTY, FLORIDA

SHEET NO.
E2

THE OFFICIAL RECORD OF THIS SHEET IS THE ELECTRONIC FILE DIGITALLY SIGNED AND SEALED UNDER RULE 61G15-23.004, F.A.C.



SANITARY PLUMBING PLAN

SCALE: 1/4" = 1'-0"

REVISIONS	
DATE	DESCRIPTION



NORTH FLORIDA PROFESSIONAL SERVICES, INC.
 P.O. BOX 3823
 LAKE CITY, FL 32056
 PH. 386-752-4675
 LIC NO. LB8356

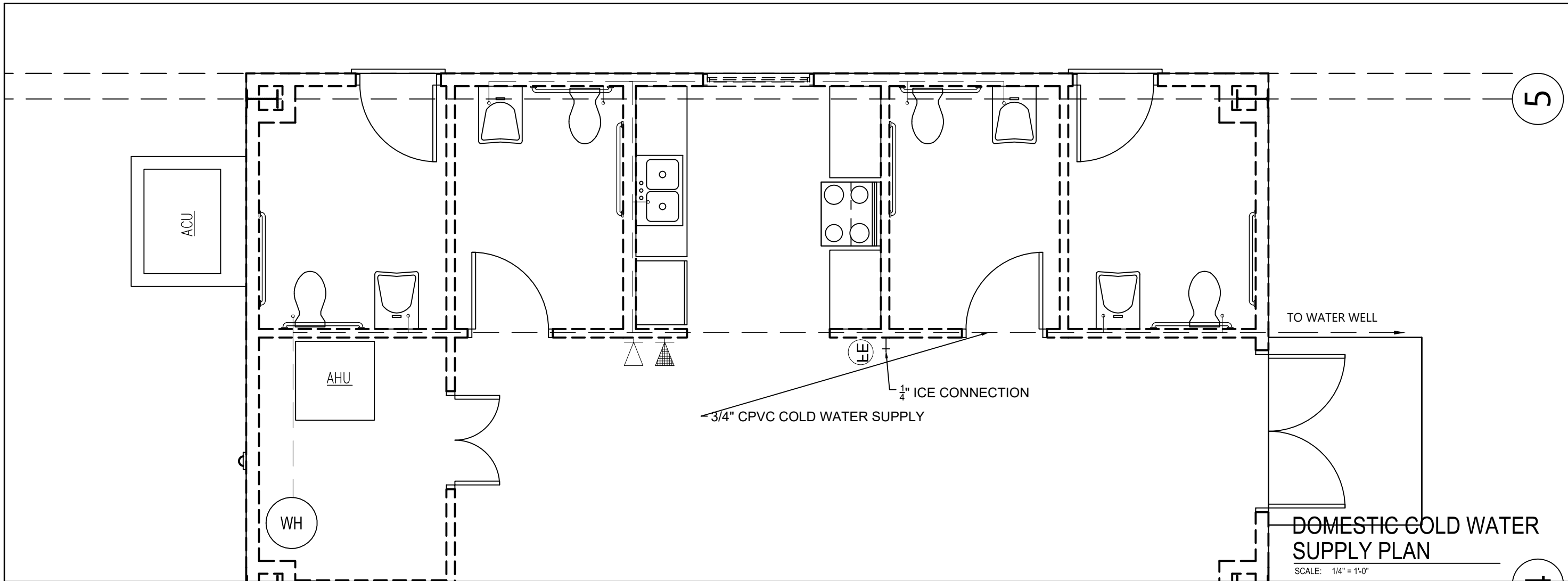
2551 BLAIRSTONE PINES DR.
 TALLAHASSEE, FL 32301
 WWW.NFPS.NET
 CA# 29011

JOB NUMBER:
L220810CCB
EOR:
ROBERT PHILLIP
BISHOP JR.
P.E. NO.:
43858

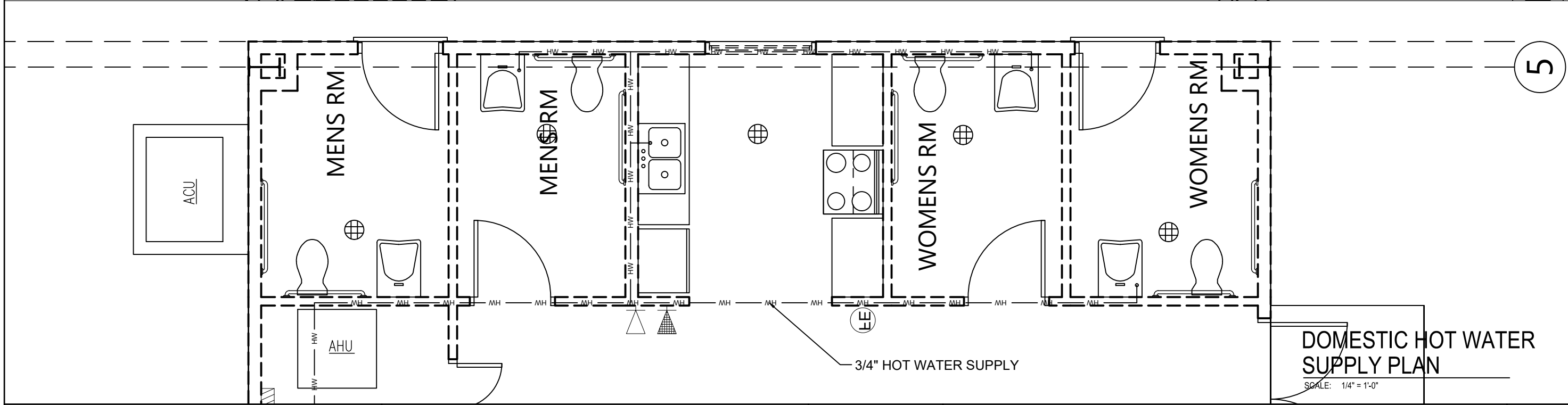
SANITARY PLUMBING PLANS
BETHLEHEM PARK ASSEMBLY BUILDING
COLUMBIA COUNTY, FLORIDA

SHEET NO.
P1

THE OFFICIAL RECORD OF THIS SHEET IS THE ELECTRONIC FILE DIGITALLY SIGNED AND SEALED UNDER RULE 61G15-23.004, F.A.C.



DOMESTIC COLD WATER SUPPLY PLAN
SCALE: 1/4" = 1'-0"



DOMESTIC HOT WATER SUPPLY PLAN
SCALE: 1/4" = 1'-0"

REVISIONS	
DATE	DESCRIPTION

NORTH FLORIDA PROFESSIONAL SERVICES, INC.
 P.O. BOX 3823
 LAKE CITY, FL 32056
 PH. 386-752-4675
 LIC NO. LB8356

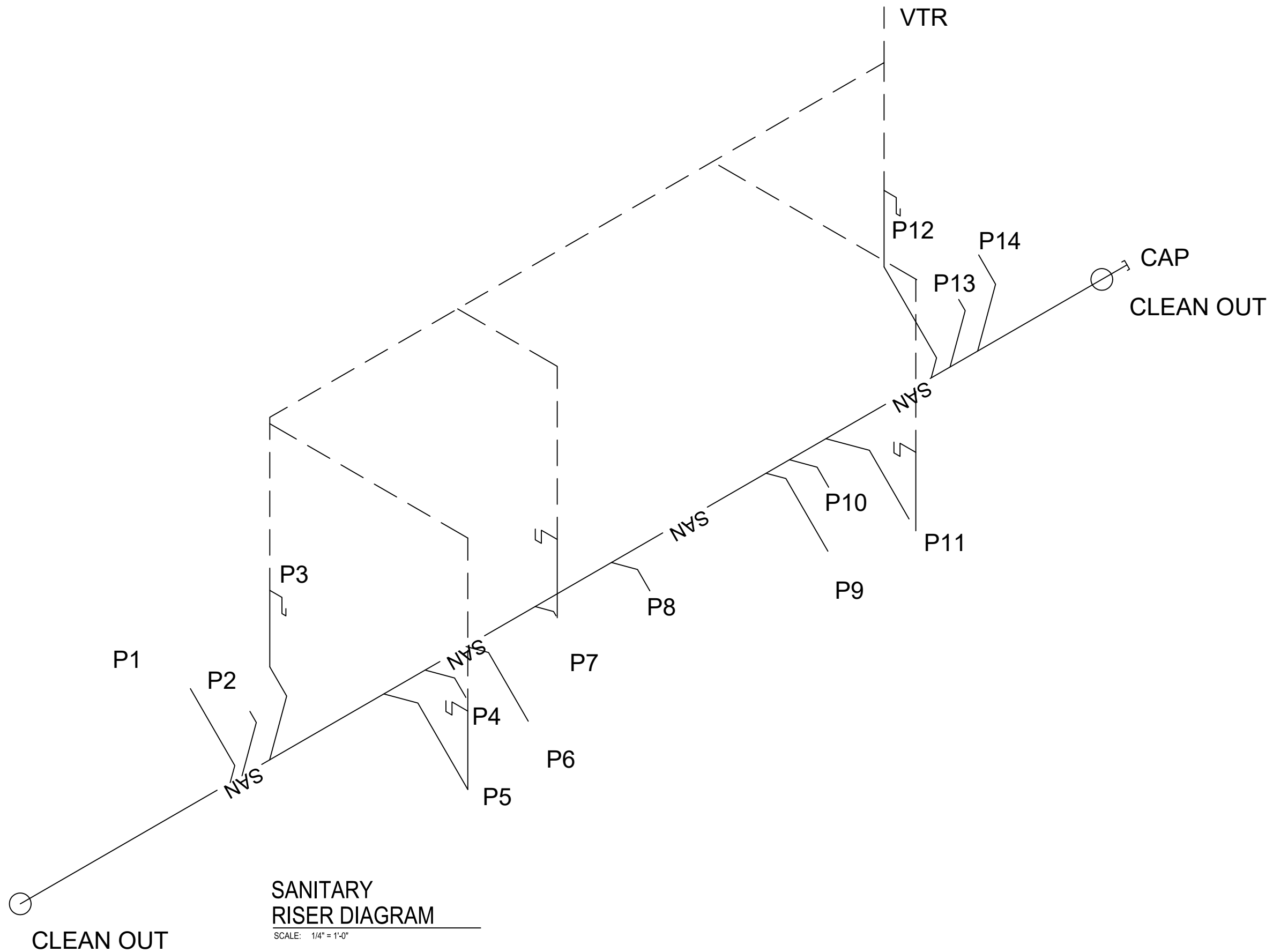
2551 BLAIRSTONE PINES DR.
 TALLAHASSEE, FL 32301
 WWW.NFPS.NET
 CA# 29011

JOB NUMBER:
L220810CCB
EOR:
ROBERT PHILLIP
BISHOP JR.
P.E. NO.:
43858

WATER SUPPLY PLANS
BETHLEHEM PARK ASSEMBLY BUILDING
COLUMBIA COUNTY, FLORIDA

SHEET NO.
P2

THE OFFICIAL RECORD OF THIS SHEET IS THE ELECTRONIC FILE DIGITALLY SIGNED AND SEALED UNDER RULE 61G15-23.004, F.A.C.



SANITARY RISER DIAGRAM

SCALE: 1/4" = 1'-0"

REVISIONS	
DATE	DESCRIPTION



NORTH FLORIDA PROFESSIONAL SERVICES, INC.
 P.O. BOX 3823
 LAKE CITY, FL 32056
 PH. 386-752-4675
 LIC NO. LB8356

2551 BLAIRSTONE PINES DR.
 TALLAHASSEE, FL 32301
 WWW.NFPS.NET
 CA# 29011

JOB NUMBER:
 L220810CCB
EOR:
 ROBERT PHILLIP
 BISHOP JR.
P.E. NO.:
 43858

SANITARY RISER DIAGRAM
BETHLEHEM PARK ASSEMBLY BUILDING
COLUMBIA COUNTY, FLORIDA

SHEET NO.
P3

THE OFFICIAL RECORD OF THIS SHEET IS THE ELECTRONIC FILE DIGITALLY SIGNED AND SEALED UNDER RULE 61G15-23.004, F.A.C.

PLUMBING NOTES

1. THIS TRADE SHALL COORDINATE FULLY WITH ALL OTHER TRADES ASSOCIATED WITH THIS PROJECT TO VERIFY THE LOCATION AND ELEVATION OF ALL EQUIPMENT, PIPES, CONDUITS, AND DUCTS TO PREVENT CONFLICTS DURING CONSTRUCTION. ANY RELOCATION OR REROUTING OF EQUIPMENT, PIPES, CONDUITS, OR DUCT RESULTED FROM A LACK OF COORDINATION BETWEEN TRADES SHALL BE AT THE CONTRACTORS EXPENSE.
2. EQUIPMENT ROUGH-INS ARE ACCURATE TO THE BEST OF THE DESIGNERS KNOWLEDGE, HOWEVER IN SOME INSTANCES THE OWNER OR SUPPLIER MAY SUBSTITUTE OR THE EQUIPMENT ITEM MAY VARY FROM WHAT IS SHOWN ON THE PLANS. THE CONTRACTOR OR HIS TRADESMAN SHALL VERIFY ALL CRITICAL DIMENSIONS WITH THE OWNER OR SUPPLIER PRIOR TO BEGINNING CONSTRUCTION. FAILURE OF THE CONTRACTOR TO VERIFY THESE DIMENSIONS SHALL PLACE THE RESPONSIBILITY FOR ANY SUBSEQUENT RELOCATION DIRECTLY ON THE CONTRACTOR.
3. ALL WORK SHALL BE COMPLETED IN ACCORDANCE WITH ALL FEDERAL, STATE AND LOCAL CODES HAVING JURISDICTION.
4. THE COMPLETED INSTALLATION SHALL BE IN ACCORDANCE WITH ALL REQUIREMENTS AND APPLICABLE INDUSTRY STANDARDS.
5. THE CONTRACTOR SHALL OBTAIN AND PAY FOR ALL PERMITS, LICENSES, DOCUMENTS AND SERVICES RELATED TO THE INSTALLATION OF THE WORK.
6. PRIOR TO SUBMITTING A PROPOSAL, THE CONTRACTOR AND HIS TRADES SHALL VISIT THE SITE AND THOROUGHLY INSPECT ALL EXISTING CONDITIONS TO INSURE THAT THE WORK REPRESENTED IN THE PLANS AND SPECIFICATIONS CAN BE INSTALLED AS INDICATED.
7. THE SUBMISSION OF A PROPOSAL BY THE CONTRACTOR OR A TRADESMAN SHALL BE CONSTRUED AS EVIDENCE THAT THE CONTRACTOR OR TRADESMAN HAS FAMILIARIZED HIMSELF WITH THE PLANS AND EXISTING SITE CONDITIONS. ANY SUBSEQUENT CLAIMS FOR AN INCREASE IN THE COST OF MATERIALS AND/OR LABOR RESULTING FROM DIFFICULTIES THAT COULD HAVE BEEN REASONABLE FORSEEN HAD A PROPER EXAMINATION BEEN MADE WILL BE DENIED.
8. DO NOT SCALE DIMENSIONS FROM THIS DRAWING. REFER TO FLOOR PLAN FOR BUILDING DIMENSIONS.
9. ALL WORK SHALL BE LOCATED SO AS TO AVOID CONFLICT WITH OTHER TRADES AND PROVIDE ADEQUATE CLEARANCES FOR THE ARCHITECTURAL DESIGN ELEMENTS AND PROPER OPERATION AND MAINTENANCE OF ALL EQUIPMENT.

10. THE CONTRACTOR OR HIS TRADESMAN SHALL PROVIDED THE ENGINEER WITH TWO (2) COPIES OF SHOP DRAWINGS FOR REVIEW AND APPROVAL SO THAT THE QUALITY OF INTENDED MATERIALS OR EQUIPMENT CAN BE REVIEWED PRIOR TO INSTALLATION.
11. WASTE AND VENT PIPING SHALL BE SCHEDULE 40 PR SC TYPE 1, GRADE 1. POLYVINYL CHLORIDE COMPOUNDS AS DEFINED AND DISCRIBED IN TENTATIVE SPECIFICATIONS FOR RIGID PVC (ASTM DESIGNATION).
12. SLOPE ALL SEWER LINES AT 1/8" PER FOOT, UNLESS OTHERWISE NOTED.
13. ALL WATER SUPPLY LINES BELOW SLAB SHALL 1" CPVC (MINIMUM).
14. ALL WATER SUPPLY LINES ABOVE SLAB SHALL 1" CPVC (MINIMUM).
15. THE PLUMBING CONTRACTOR SHALL PROVIDE STOP VALVES AHEAD OF ALL OPERATING HANDLES AND FAUCETS.
16. THE CONTRACTOR OR HIS TRADES SHALL VERIFY ALL SERVICE POINTS AND METERING LOCATIONS (DOMESTIC WATER, SEWER, GAS, ELECTRIC, ETC.) FOR THE PROJECT WITH LOCAL AUTHORITIES PRIOR TO BEGINNING CONSTRUCTION.
17. THE PLUMBING CONTRACTOR SHALL VERIFY WITH THE LOCAL AUTHORITY THE LOCATION, SIZE AND ARRANGEMENT OF THE METER AND VALVING ENTERING THE BUILDING. IF A BACKFLOW PREVENTION DEVICE IS REQUIRED, THE CONTRACTOR SHALL FURNISH AND INSTALL SAME PER LOCAL AND STATE REQUIREMENTS.
18. THE SUBCONTRACTOR SHALL PROVIDE A STATUTORY AFFIDAVIT AS PROVIDED BY THE OWNER. HE SHALL WARRANT AND GUARANTEE ALL HIS MATERIALS AND WORKMANSHIP FOR A PERIOD OF ONE (1) YEAR FROM THE DATE OF ACCEPTANCE.

PLUMBING FIXTURE SCHEDULE						
MARK	FIXTURE	ABBREV	PIPE SIZES-INCHES			REMARKS
			CW	HW	WASTE	
P-1	WATER CLOSET	WC	3/4	3/4	4	FLOOR MOUNTED ELONGATED BOWL
P-2	FLOOR DRAIN	FD	--	--	2	KOHLER K9135 CLEARFLO ROUND
P-3	LAVATORY	LAV	3/4	3/4	1 1/4	WALL MOUNTED, 4" CENTERS, 1 1/2" P-TRAP (INSULATED), ADA COMPLIANT
P-4	LAVATORY	LAV	3/4	3/4	1 1/4	WALL MOUNTED, 4" CENTERS, 1 1/2" P-TRAP (INSULATED), ADA COMPLIANT
P-5	FLOOR DRAIN	FD	--	--	2	
P-6	WATER CLOSET	WC	3/4	3/4	4	FLOOR MOUNTED ELONGATED BOWL
P-7	KITCHEN SINK	KIT	3/4	3/4	1 1/4	DOUBLE BOWL, STAINLESS STEEL, 1 1/2" P-TRAP
P-8	FLOOR DRAIN	FD	--	--	2	
P-9	WATER CLOSET	WC	1	1	4	FLOOR MOUNTED ELONGATED BOWL
P-10	FLOOR DRAIN	FD	--	--	2	
P-11	LAVATORY	LAV	3/4	3/4	1 1/4	WALL MOUNTED, 4" CENTERS, 1 1/2" P-TRAP (INSULATED), ADA COMPLIANT
P-12	LAVATORY	LAV	3/4	3/4	1 1/4	WALL MOUNTED, 4" CENTERS, 1 1/2" P-TRAP (INSULATED), ADA COMPLIANT
P-13	FLOOR DRAIN	FD	--	--	2	
P-14	WATER CLOSET	WC	3/4	3/4	4	FLOOR MOUNTED ELONGATED BOWL

NOTE: ALL LAVATORY AND SINK FAUCETS WASHERLESS, SINGLE LEVER ACTION MANUFACTURED BY DELTA.
 ALL TOILETS SHALL BE TOTO RELIANCE (CST704L).
 ALL WALL HUNG LAVATORIES SHALL BE UNIVERSAL RUNDLE.

REVISIONS	
DATE	DESCRIPTION



NORTH FLORIDA PROFESSIONAL SERVICES, INC.

P.O. BOX 3823
 LAKE CITY, FL 32056
 PH. 386-752-4675
 LIC NO. LB8356

2551 BLAIRSTONE PINES DR.
 TALLAHASSEE, FL 32301
 WWW.NFPS.NET
 CA# 29011

JOB NUMBER:

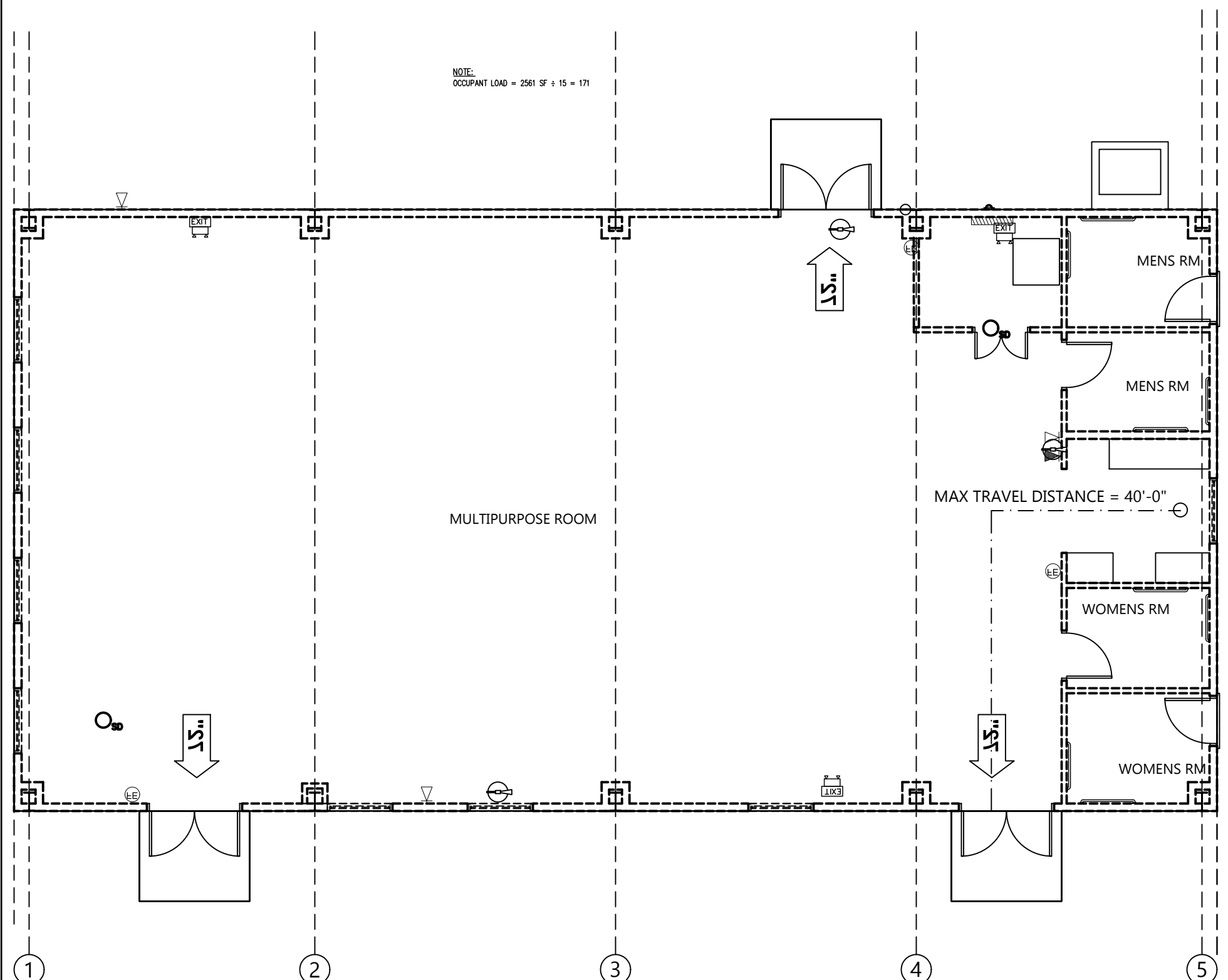
L220810CCB
 EOR:
 ROBERT PHILLIP
 BISHOP JR.
 P.E. NO.:
 43858

PLUMBING NOTES
BETHLEHEM PARK ASSEMBLY BUILDING
COLUMBIA COUNTY, FLORIDA

SHEET NO.

P4

NOTE:
OCCUPANT LOAD = 2561 SF ÷ 15 = 171



LIFE SAFETY PLAN

SCALE: 1/8" = 1'-0"

SCHEDULE			
SYMBOL	DESCRIPTION	NOTES	QUAN.
	EMERGENCY LIGHT	BATTERY BACKUP	2
	LIGHTED EXIT SIGN		1
	EMERGENCY LIGHT/ EXIT SIGN COMBO.	BATTERY BACKUP	3
	FIRE EXTINGUISHER	2A10BC PORTABLE	2
	SMOKE DETECTOR	BATTERY BACKUP	1

NOTE:
EACH PORTABLE FIRE EXTINGUISHER SHALL BE MOUNTED NO HIGHER THAN 5' FROM THE FLOOR. SHALL BE CLEARLY VISIBLE AND EASILY ACCESSIBLE. EACH SHALL BE CERTIFIED AND TAGGED BY A STATE LICENSED FIRE EXTINGUISHER CONTRACTOR INITIALLY AND ON AN ANNUAL BASIS THEREAFTER.

36" → 36"/0.2" PER OCCUPANT
= 180 OCCUPANTS

72" → 72"/0.2" PER OCCUPANT
= 360 OCCUPANTS

REVISIONS	
DATE	DESCRIPTION



NORTH FLORIDA PROFESSIONAL SERVICES, INC.
 P.O. BOX 3823
 LAKE CITY, FL 32056
 PH. 386-752-4675
 LIC NO. LB8356

2551 BLAIRSTONE PINES DR.
 TALLAHASSEE, FL 32301
 WWW.NFPS.NET
 CA# 29011

JOB NUMBER:
L220810CCB
 EOR:
ROBERT PHILLIP
BISHOP JR.
 P.E. NO.:
43858

LIFE SAFETY PLAN
BETHLEHEM PARK ASSEMBLY BUILDING
COLUMBIA COUNTY, FLORIDA

SHEET NO.
LS1

THE OFFICIAL RECORD OF THIS SHEET IS THE ELECTRONIC FILE DIGITALLY SIGNED AND SEALED UNDER RULE 61G15-23.004, F.A.C.

11/08/2023

END OF ADDENDUM NO. 1
(Please acknowledge receipt of Addendums)